



# **CANVAS PARENT POINTERS**

With SHANDA



# **Monitoring Your Child's Learning with an Observer Account**

# You need a PAIRING code

- Your child(ren) can generate a code through their Canvas (web version)
- You can use a QR code that your student generates and you scan in the parent app

Read the PDF directions [HERE](#)

GET LOGGED IN



# Create Your Account

## 1. Visit the URL of your school's Canvas instance

- Christian Academy's URL is <https://ca.instructure.com>

on a computer

## 2. OR Download the Canvas Parent app and create your account there

- Search "Christian Academy School System" when asked for school

on the app

GET LOGGED IN



# TIP # 1: Customize Your Dashboard!

*Help manage which courses belong to which child!*

- Color code each child's course tile
- Rename each course tile with a nickname
- Rearrange dashboard tiles



Dashboard

A screenshot of a dashboard titled "Dashboard" showing three course tiles. The first tile is titled "Blake - American History AH 2018-2019" and has a green border. The second tile is titled "Blake - Ag Sales" and the third is "Blake - Algebra I". A customization menu is open over the third tile, showing options for "Color" and "Nickname". The "Color" section has a grid of color swatches, with the green swatch selected. The "Nickname" section has a text input field containing "Blake - Algebra I". The menu also includes "Cancel" and "Apply" buttons.

Blake - American History  
AH 2018-2019

Blake - Ag Sales  
Ag Sales & Entre - Penke  
2019/2020 - Oakland-Craig Senior High -...

Blake - Algebra I  
Algebra I - Rexro:  
2019/2020 - Oakland-

Color Move X

Nickname

Blake - Algebra I

#177B63

Cancel Apply

on a computer

# TIP # 2 : Adjust Notifications

*So your phone and email don't BLOW UP!*

- Account > Notifications



**Notifications**

Account > Profile > Files > Settings > ePortfolios > Observing

### Notification Preferences

☒ Notify me right away ☐ Send daily summary ☐ Send weekly summary ☐ Do not send me anything

☐ Show name of observed students in notifications.

Course Activities	Email Address
Due Date	<input checked="" type="checkbox"/> <input type="checkbox"/> <input type="checkbox"/> <input checked="" type="checkbox"/>
Grading Policies	<input checked="" type="checkbox"/> <input type="checkbox"/> <input type="checkbox"/> <input checked="" type="checkbox"/>
Course Content	<input checked="" type="checkbox"/> <input type="checkbox"/> <input type="checkbox"/> <input checked="" type="checkbox"/>
Files	<input checked="" type="checkbox"/> <input type="checkbox"/> <input type="checkbox"/> <input checked="" type="checkbox"/>
Announcement	<input checked="" type="checkbox"/> <input type="checkbox"/> <input type="checkbox"/> <input checked="" type="checkbox"/>
Announcement Created By You	<input checked="" type="checkbox"/> <input type="checkbox"/> <input type="checkbox"/> <input checked="" type="checkbox"/>
Grading <input type="checkbox"/> Include scores when alerting about grades. If your email is not an institution email this means sensitive content will be sent outside of the institution.	<input checked="" type="checkbox"/> <input type="checkbox"/> <input type="checkbox"/> <input checked="" type="checkbox"/>
Invitation	<input checked="" type="checkbox"/> <input type="checkbox"/> <input type="checkbox"/> <input checked="" type="checkbox"/>
Submission Comment	<input checked="" type="checkbox"/> <input checked="" type="checkbox"/> <input type="checkbox"/> <input checked="" type="checkbox"/>

on a computer

# TIP # 3 : Visit the Calendar

*To see all the action in one place!*

- View calendar events by week, month, or agenda list
- 10 course and group calendars can be shown at one time
- Icons indicate:



QUIZ



DISCUSSION

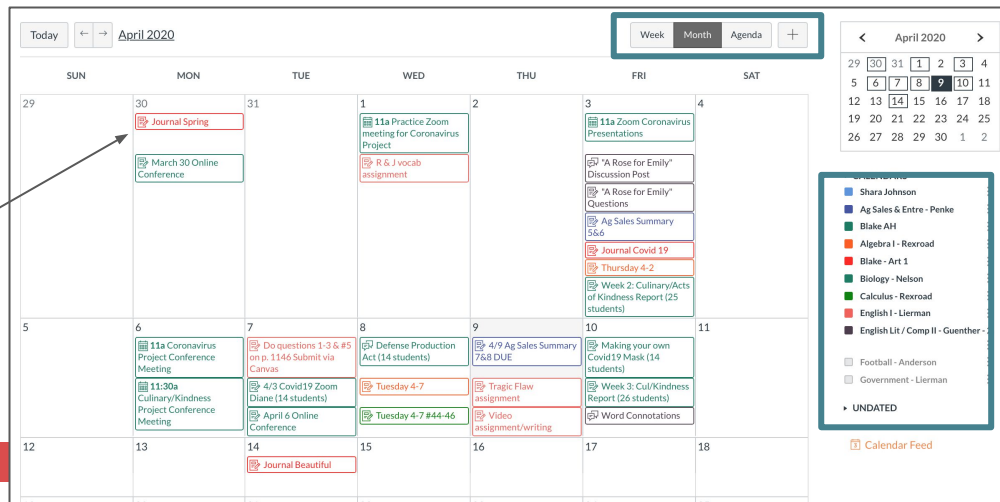


EVENT



ASSIGNMENT

on a computer



# TIP # 4 : Message a Teacher

*Communication made easy*

- The Canvas inbox allows you to communicate with teachers



on a computer

Select course

Compose Message

Course: Select course

Subject: Select course

Favorite Courses

- Ag Sales & Entre - Penke
- Blake AH
- Algebra I - Rexroad
- Blake - Art 1
- Calculus - Rexroad
- English I - Lierman
- English LI...enther...2
- Football - Anderson


Cancel Send



# TIP # 5 : View Grades

*Take a closer look at your child's progress*

- Select **VIEW GRADES** from the dashboard to view cumulative grades for all of your kids in one place
- OR Select a course dash card from the dashboard > grades for more detail



on a computer

Grades for Laryn Johnson

Print Grades

Total: 97.76%

Course

Arrange By

Art I - Semester 2

Due Date

Apply

Assignments

Learning Mastery

Name	Due	Status	Score	Out of
Picasso Bell 3/1	Mar 1, 2019 by 11:59pm	MISSING	-	5
Bell O'Keefe 1/17	Jan 17 by 11:59pm	LATE	4	5
Bell O'Keefe 1/24	Jan 24 by 11:59pm	LATE	5	5
Journal Life Lesson	Jan 24 by 11:59pm		23.6	25

Assessment by Angie Meyer

Close Rubric

Art Journal Rubric

Criteria	Ratings	Pts
Composition		4.6 / 5 pts
	view longer description	
Creativity		4.6 / 5 pts
	view longer description	

Course assignments are weighted.

☒ Calculate based on assignments

## Linked Student Accounts

Blake Johnson, Information Technology 2nd 2016-17	%
Blake Johnson, AH Honors Academy 2018-2019	%
Laryn Johnson, HAL	
Laryn Johnson, Info Tech I - 2nd S.	%
Laryn Johnson, Spanish I - Lundquist	%
Laryn Johnson, Art I - Semester 2	%
Shea Johnson, HAL	
Shea Johnson, Senior High Band	%
Shea Johnson, Biology - Nelson	%
Shea Johnson, Intro To Agriscien - Penke	%
Shea Johnson, Spanish I - Lundquist	%
Blake Johnson, Intro To Agriscience	%
Blake Johnson, Government - Lierman	%
Blake Johnson, Calculus - Rexroad	%
Laryn Johnson, Algebra I - Rexroad	%
Shea Johnson, Algebra I - Rexroad	%
Laryn Johnson, Biology - Nelson	%
Laryn Johnson, English I - Lierman	%
Shea Johnson, English I - Lierman	94.29%
Shea Johnson, Info Tech I - 2nd S.	%

# TIP # 6 : DOWNLOAD the “CANVAS PARENT” APP

*Engage in your child's education on the go!*

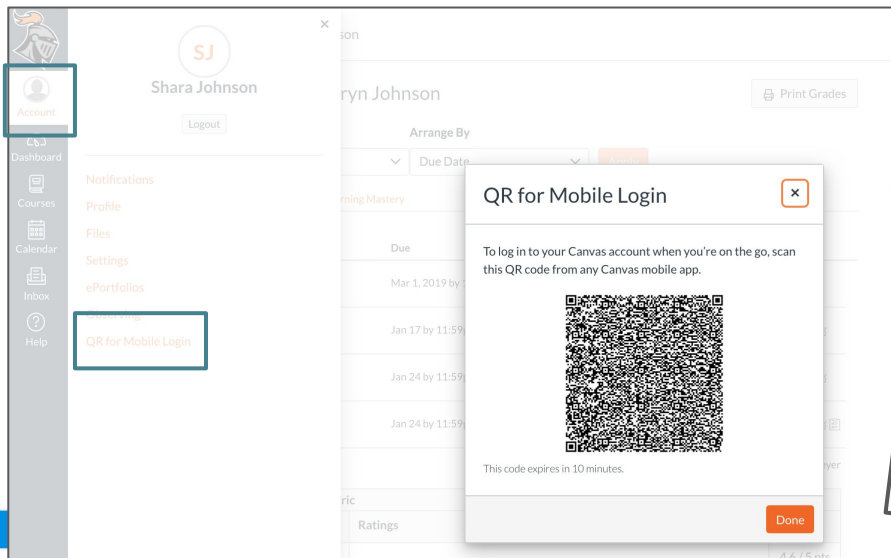
- Download the Canvas Parent app on Android and iOS devices




# TIP # 7 : Log in to CANVAS PARENT

*Simple interface with student details*

1. Via Username / Password
2. Via URL code - NEW!!!!



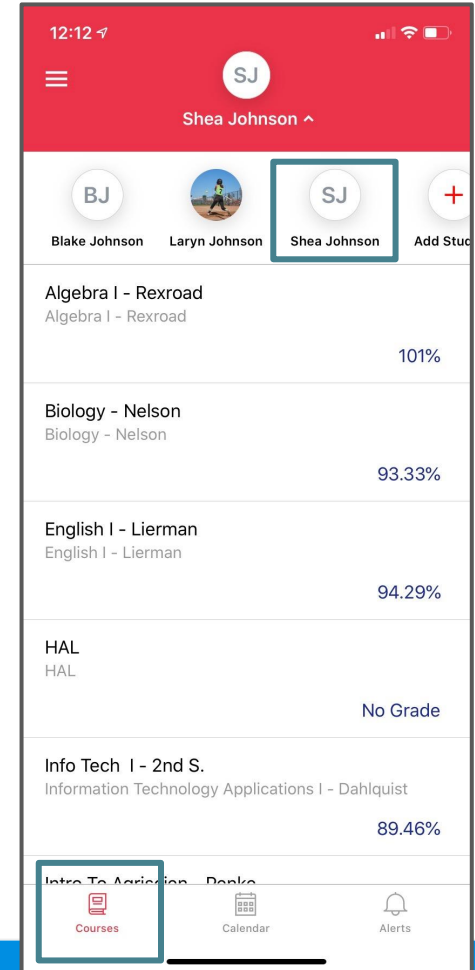
on the app



# TIP # 8 : View Courses

*Toggle between students to see their courses*

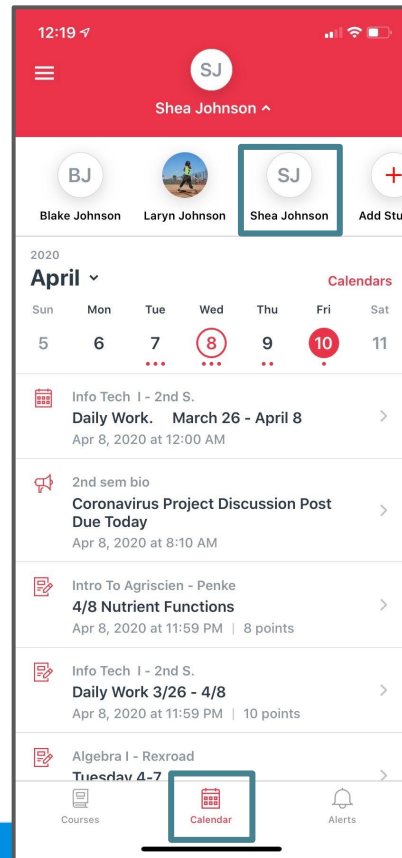
- The default view shows the course list and current grade
- Tap the course name for more information



# TIP # 9 : View the Calendar on the app!

*Check out the heat map.. Aka dots*

- Allows you to see events and assignments for one student at a time.
- Multiple dots indicate multiple assignments or events
- Select the assignment to “Set Reminder”

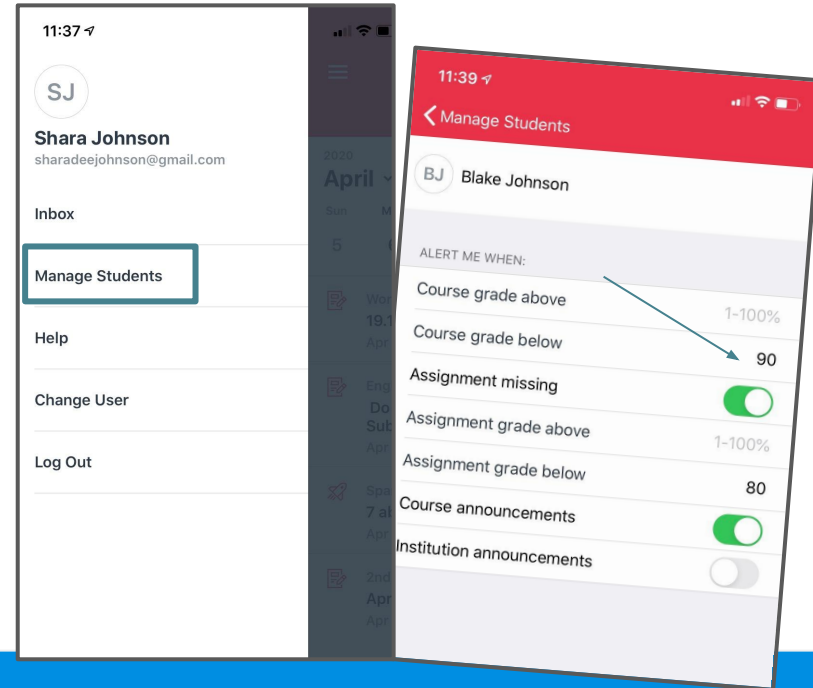


on the app

# TIP # 10 : Set Alerts!


*Be in the KNOW!!*

- Manage alerts for your linked children including:
  - Course grades
  - Missing assignments
  - Assignment grades
  - Announcements
- Go to Manage Students > select student > adjust alerts



# Want More Information?

*Be in the KNOW!!*



You can scan this QR code with your phone to get the Christian Academy Canvas for Parents training app. There is lots of additional information there for parents.

You can also click [HERE](#) to view the app as a website.

