




Lydia Estep




Hannah Stempien



Emily Tran

ROAD TO YOUR FUTURE



Erin Johnson



Dorothy Cosper

2025

TABLE OF CONTENTS
Road to your Future 2025

Description	Page No.
Introduction and Counselor Contact Information.....	2
Graduation Requirements.....	3
Community Service and Employment	11
Testing.....	15
Preparing for College.....	20
College and Your Faith.....	48
Military Options.....	50
Athletics and College.....	61
Financial Aid, Scholarships and Educational Opportunities.....	67

Purpose and Acknowledgments

God has a plan and a purpose for all of us – we are so excited to see what He has planned for your future. The goal of this booklet is to provide helpful information to high school students and their parents as they make plans for the transition from high school to post-secondary education.

Your counselors have compiled this guide with detail from various sources to help you begin your academic journey. We hope this information will help make the process as smooth as possible and that it will enable you to enjoy many future opportunities.

If you have any questions concerning any of this information, Mrs. Blount, Mrs. Brown and Mrs. Moon are available for individual appointments to discuss your options and opportunities.

In Christ,

Jill Blount, M.Ed.

Counseling Department Chairperson
High School Counselor (Students Last Name A-G)
jblount@caschools.us
(502) 753-4536

Chrissie Moon, MSW, M.Ed

High School Counselor (Last names H-O)
cmoon@caschools.us
502-753-4560

Renee Brown, M.Ed

High School Counselor (Last names P-Z)
mbrown@caschools.us
(502) 753-4538



GRADUATION **REQUIREMENTS**

Kentucky's Pre-College Curriculum
<u>English/Language Arts</u> 4 credits required English I English III English II English IV
<u>Mathematics</u> 4 credits required Algebra I Geometry <i>*See note below regarding substitutions</i>
<u>Science</u> 3 credits required <i>Credits to include life science, physical science, earth/space science and at least one lab course</i>
<u>Social Studies</u> 3 credits required U.S. History World Geography Economics World Civilization Government
<u>Health:</u> ½ credit required
<u>Physical Education:</u> ½ credit required
<u>History and Appreciation of Visual, Performing Arts:</u> 1 credit required <i>History and appreciation of visual and performing arts or another arts course that incorporates such content</i>
<u>Foreign Language :</u> 2 credits required or demonstrated competency
<u>Electives:</u> 7 credits required (5 rigorous) Strongly Recommended: 1 or more courses that develop computer literacy <i>Four Bible credits count as electives for the State of Kentucky</i>
<u>22 Total Credits:</u> 17 required credits: 5 elective credits

*A student may substitute an integrated, applied, interdisciplinary, or higher level course within a program of study if the substituted course offers the same or greater` academic rigor and the course covers or exceeds the minimum required content.

Rigorous electives should have academic content at least as challenging as that in courses required in the minimum high school graduation requirements. These electives also should be in social studies, science, math, English and language arts, arts and humanities, foreign language, and, above the introductory level, in agriculture, industrial technology, business, marketing, family and consumer sciences, health sciences, and technology education and career pathways. Electives in physical education and health are limited to one-half unit each.

***Completing the PCC will enable students to compete
For the Kentucky Educational Excellence Scholarships (KEES).***

Christian Academy of Louisville

High School Grading Scale

GPA points will be assigned in the following manner:

- All high schools have their own grading system. Colleges know this and will refigure GPA's if they choose.
- Both weighted and unweighted GPA's are listed on the transcript.

		College			
		<u>Unweighted</u>	<u>Preparatory</u>	<u>Honors</u>	<u>AP</u>
A+	= 97-100	4.0	4.3	4.8	5.3
A	= 93-96.99	4.0	4.0	4.5	5.0
A-	= 90-92.99	3.7	3.7	4.2	4.7
B+	= 87-89.99	3.3	3.3	3.8	4.3
B	= 83-86.99	3.0	3.0	3.5	4.0
B-	= 80-82.99	2.7	2.7	3.2	3.7
C+	= 77-79.99	2.3	2.3	2.8	3.3
C	= 73-76.99	2.0	2.0	2.5	3.0
C-	= 70-72.99	1.7	1.7	2.0	2.7
D+	= 67-69.99	1.3	1.3	1.3	1.3
D	= 63-66.99	1.0	1.0	1.0	1.0
D-	= 60-62.99	0.7	0.7	0.7	0.7
F	= Below 60	0.0	0.0	0.0	0.0

REQUIREMENTS FOR GRADUATION

Christian Academy offers three different types of high school diplomas

I. Standard Diploma

- A. General Requirements for Standard Diploma
 - 1. The student shall attend eight semesters, grades 9 – 12.
 - 2. The student shall complete a minimum of 22 credits, including 1 credit of Bible for each year of attendance at CAL.
 - 3. Fifteen hours of community service per year, grades 9 – 12.
- B. Specific Requirements for Standard Diploma
 - 1. Bible – 4 credits
 - 2. English – 4 credits
 - 3. Mathematics – 4 credits
 - 4. Science – 3 credits
 - 5. Social Studies – 3 credits
(U.S. History, U.S. Government and Economics are required)
 - 6. Physical Education – ½ credit
 - 7. Health Education – ½ credit
 - 8. Fine Arts – 1 credit
 - 9. Electives – 2 credits

*The Standard Diploma meets the State of Kentucky graduation requirements. However, the majority of colleges prefer the college prep or honors diploma.

II. College Prep Diploma

- A. General Requirements for College Prep Diploma
 - 1. The student shall attend eight semesters, grades 9 – 12.
 - 2. The student shall complete a minimum of 24 credits including one credit of Bible for each year of attendance at CAL. This still allows a student to take one study hall per year.
 - 3. The student shall achieve a minimum cumulative weighted grade point average of 3.0.
 - 4. Fifteen hours of community service per year, grades 9 – 12.
- B. Specific Requirements for College Prep Diploma
 - 1. Bible – 4 credits
 - 2. English – 4 credits
 - 3. Mathematics – 4 credits
 - 4. Science – 3 credits
 - 5. Social Studies – 3 credits
 - 6. Foreign Language – 2 credits (The student will complete two years of the same foreign language. The options are Latin, and Spanish.)
 - 7. Physical Education – ½ credit
 - 8. Health Education – ½ credit
 - 9. Fine Arts – 1 credit
 - 10. Electives – 2 credits

REQUIREMENTS FOR GRADUATION (cont.)

III. Honors Diploma

A. General Requirements for the Honors Diploma

1. The students shall attend eight semesters, grades 9 – 12.
2. The student shall complete a minimum of 24 credits including one credit of Bible for each year of attendance at CAL. This still allows a student to take one study hall per year.
3. The student shall achieve a minimum cumulative weighted grade point average of 3.50.
4. The student shall follow the specified honors track in two of the following subjects: English, same Foreign Language, Math, Science, Social Studies
5. The student shall complete courses in at least two of the listed honors track subject areas below and must have gained three credits in each of two subject areas chosen.
6. Fifteen hours of community service required per year, grades 9 – 12.

B. Specific Requirements for Honors Diploma

*The General Requirements to take an Honors class are based on the following criteria: Teacher Recommendation, Standardized Test Scores, GPA and current grade in the subject area.

Honors Tracks

<u>English</u>		<u>Math</u>	<u>Science</u>	
Honors English I Honors English II Honors English III Honors English IV AP English III AP English IV		Honors Algebra I (9 th Grade) Honors Geometry Honors Algebra II Honors Pre-Calculus Honors Calculus AP Calculus	Honors Biology Honors Chemistry AP Chemistry Honors Anatomy AP Biology Honors Physics Principles of Biomedical Science Human Body Systems Medical Interventions Biomedical Innovations	
<u>Foreign Language</u>		<u>Social Studies</u>		
Spanish or Latin III AP Spanish IV		Honors World Civilizations AP World History Honors U.S. History AP U.S. History Honors U.S. Gov't/Economics AP U. S. Gov't/Microeconomics		

OFFICIAL TRANSCRIPT

Christian Academy of Louisville

Accredited by SACS and ACSI

700 S. English Station Rd.

Louisville, KY 40245

502-244-3225

STUDENT NAME:

SSN #

BIRTH DATE:

	SEMESTER 1		SEMESTER 2			SEMESTER 1	SEMESTER 2
20-21 English Station High School							
College Prep Algebra I	A-	0.500	B	0.500			
Foundations of Faith I	A	0.500					
Health/Girls	A	0.500					
Honors Biology	A-	0.500	A-	0.500			
Honors English I	A-	0.500	B	0.500			
P.E./Girls			A+	0.500			
Principles of the Biomedical Science	A-	0.500	A-	0.500			
Spanish I	A	0.500	A-	0.500			
The Gospel Story			A	0.500			
21-22 English Station High School							
College Prep Chemistry			A	0.500			
Home Economics	A	0.500	A	0.500			
Honors Chemistry	C+	0.500					
Honors English II	A	0.500	A-	0.500			
Honors Geometry	B+	0.500	B-	0.500			
Honors Spanish II	A+	0.500	A+	0.500			
Honors World Civilization	B	0.500	B+	0.500			
Human Body Systems	B+	0.500	B+	0.500			
Life of Christ	A	0.500					
The Church			A-	0.500			
22-23 English Station High School							
College Prep Algebra II	A-	0.500	B+	0.500			
College Prep Anatomy and Physiology	B+	0.500	B	0.500			
Honors English III	A	0.500	A	0.500			
Honors US History	B	0.500	B-	0.500			
Medical Interventions	B	0.500	B-	0.500			
Spiritual Formations	A+	0.500					
Visual Arts Foundations	A	0.500	A-	0.500			
World Views			A	0.500			
23-24 English Station High School							
Biomedical Innovation	A-	0.500					
College Prep English IV	A+	0.500					
College Prep US Government	B	0.500					
Contemporary Issues I	A-	0.500					
CP Consumer Math	A-	0.500					
Internship	A	0.500					
Senior Co-op	A+	0.500					
					ACT SCORES	SAT SCORES	
					Date: 04/18/2023		
					Composite: 21		
					English: 25		
					English/Writing:		
					Math: 17		
					Reading: 22		
					Science: 18		
					Writing Range:		
					Date: 10/28/2023		
					Composite: 18		
					English: 19		
					English/Writing:		
					Math: 13		
					Reading: 21		
					Science: 18		
					Writing Range:		

Total Credits Earned 25.50
 Cumulative GPA (weighted) 3.8196
 Cumulative GPA (unweighted) 3.5882
 Graduation Date:

OFFICIAL SIGNATURE

DATE



Christian Academy

SCHOOL SYSTEM

Christian Academy of Louisville English Station Campus

700 S. English Station Road
Louisville, KY 40245
502-244-3225
www.caschools.us
jblount@caschools.us
mbrown@caschools.us
cmoon@caschools.us

The mission of Christian Academy is to develop students with a heart for God who grow as Jesus did in wisdom, stature and in favor with God and men.

English Station Campus

Pre K-12

Principal

Talbott Behnken

Assistant Principals

Craig Wallace

Cassandra Woods

Counselors

Jill Blount

Renee Brown

Chrissie Moon

Athletic Director

Brad Morgan

Student Body

Class of 2025 145

High School 632

Faculty Information

All faculty are degreed and certified professionals. Sixty-three percent of all teachers hold a Master's Degree or above.

Accreditation

AdvancEd, ACSI, State of Kentucky, Kentucky Non-Public School Commission, and National Council of Private School Accreditation

Class Size

There is an average of 20 students per class.

Calendar

Thirty-six weeks; two semesters; eight block classes each meeting five days over a two week period.

School System Facts

The CAL School System holds a distinctive place among educational institutions in the Louisville area by providing high-quality affordable Christian education since 1976. In addition to our English Station campus, our other school is: *Christian Academy of Indiana* Pre-K - 12



2010 & 2020 National Blue Ribbon School

The Blue Ribbon Schools Program honors public and private schools whose students achieve at very high levels or have made significant progress in achievement. English Station High School has been awarded this recognition in both 2010 and 2020.

GRADUATION REQUIREMENTS

The **Standard Program Diploma** provides a basic traditional education. The **College Prep Program Diploma** is more intense and includes course work required by major colleges and universities. The **Honors Program Diploma** provides a challenging course of study for top students and includes courses that offer the opportunity to earn college credit while at CAL. Community service hours are required for graduation.

The following 22 credits are required for all three diplomas:

English	4 credits	Math	4 credits
Science	3 credits	Social Studies	3 credits
Health	½ credit	Fine Arts	1 credit
Bible	4 credits	Physical Education	½ credit
Electives	2 credits		

In addition to these 22 credits, two credits of Foreign Language are required for the Honors and College Prep Program diplomas. The Honors Program requires 24 credits and a 3.5 grade point average. The College Prep Program requires 24 credits and a 3.0 grade point average.

Diploma Distinctions

School of Fine Arts Designation: To receive the School of Fine Arts Designation, students must complete all required course work and maintain a 3.0 GPA in all classes specific to their School of the Arts track.

School of Biomedical Science Designation: CAL is a certified Project Lead the Way school offering a world-class biomedical curriculum that enables students to obtain the skills needed to succeed in the global economy. Students can earn the School of Biomedical Science Designation by completing the required course work and maintaining a 3.25 GPA in their science course work.

School of Spiritual Formations: In addition to our four-year high school Bible courses, this organic three-year pathway fully unites with the mission statement of Christian Academy. It is for the student who desires an advanced, personal experience in biblical studies, discipleship and leadership.

School of Engineering Designation: CAL is a certified Project Lead the Way school offering a world-class engineering curriculum that enables students to obtain the skills needed to succeed in the global economy. Students can earn the School of Engineering Designation by completing the required course work and maintaining a 3.5 unweighted GPA in their science, math and engineering classes.

DIPLOMA STATISTICS

Forty-seven percent of 2024 graduates received Honors diplomas, 35% received College Prep diplomas and 15% received Standard diplomas. Thirteen percent received the School of the Arts Distinction, 12% received the School of Biomedical Science Distinction and 2% received the School of Spiritual Formation Distinction.

HONORS COURSES

Algebra I, II	Biology	U.S. History	Chorale
Geometry	Chemistry	U.S. Government	Wind Ensemble
Precalculus	Physics	Economics	Chamber Orchestra
Calculus	English I, II, III, IV	Spanish I, II, III	Intro to Special Ed.
Anatomy & Physiology	World Civilization	PLTW Biomed	

ADVANCED PLACEMENT COURSES

AP Biology	AP Music Theory
AP Calculus AB	AP Psychology
AP Chemistry	AP Computer Science A
AP Spanish	AP Computer Science Principles
AP Drawing	AP English Language & Composition
AP 2-D Design	AP English Literature & Composition
AP 3-D Design	AP Human Geography
AP U.S. Government & Politics	AP Microeconomics
AP U.S. History	AP World History: Modern

DUAL-CREDIT PROGRAM

Students have the opportunity to earn college credit for courses through Asbury University, Campbellsville University and Missouri University of Science & Technology.

ACT/SAT CODE
181523

ACADEMIC DISTINCTIONS

- Two students were **Governor’s Scholars**, three students were accepted to the **Governor’s School for the Arts**.
- The class of 2024 had two **National Merit Commended** students.
- Twenty-four students were recognized as an **AP Scholars** (students who pass three AP exams).
- Twenty students were recognized as **AP Scholars with Honors** (students who pass four AP exams).
- Seventeen students were recognized as **AP Scholars with Distinction** (students who pass six AP exams)

STUDENT SCHOLARSHIPS

The total scholarship award amount for the Class of 2024 was over \$8,584,164. Forty five percent of the Class of 2024 received college scholarships, and 97% received KEES scholarships totaling \$214,266.00.

COLLEGE ATTENDANCE

In the class of 2024, 87% attend a four-year college and 3% attend a two-year college. Forty seven percent attend in-state, public, four-year colleges and 10% pursue a trade or military careers.

GPA/CLASS RANK

Each student earns an unweighted and a weighted GPA. The unweighted GPA is on a 4.0 scale. Weighted grades are used for Honors and AP courses (see grading scale). **Christian Academy of Louisville does not provide class rank.**

GRADING SCALE

		College			
		<u>Unweighted</u>	<u>Preparatory</u>	<u>Honors</u>	<u>AP</u>
A+	= 97-100	4.0	4.3	4.8	5.3
A	= 93-96.99	4.0	4.0	4.5	5.0
A-	= 90-92.99	3.7	3.7	4.2	4.7
B+	= 87-89.99	3.3	3.3	3.8	4.3
B	= 83-86.99	3.0	3.0	3.5	4.0
B-	= 80-82.99	2.7	2.7	3.2	3.7
C+	= 77-79.99	2.3	2.3	2.8	3.3
C	= 73-76.99	2.0	2.0	2.5	3.0
C-	= 70-72.99	1.7	1.7	2.0	2.7
D+	= 67-69.99	1.3	1.3	1.3	1.3
D	= 63-66.99	1.0	1.0	1.0	1.0
D-	= 60-62.99	0.7	0.7	0.7	0.7
F	= Below 60	0.0	0.0	0.0	0.0

*Honors classes earned from other schools that are not offered at CAL are not weighted.

ACT SUMMARY for the Class of 2024

Ninety-three percent took the ACT with an average of 21.9. The top 25% of Christian Academy’s ACT scores averaged 28.8.

EXTRACURRICULAR ACTIVITIES

Students have the opportunity to participate in choir, band, marching band, orchestra, yearbook, diversity council, drama, art club, Student Council, National Honor Society, Beta Club, Fellowship of Christian Athletes, class retreats and other activities, including mission trips and weekly chapel programs. A student may be a member of either Beta Club or National Honor Society.

ATHLETIC PROGRAMS

Fall sports include: cross country, field hockey, golf, football, soccer, volleyball and cheerleading. **Winter** sports include: basketball, bowling, e-sports, swimming, archery and cheerleading. **Spring** sports include: baseball, bass fishing, softball, tennis, track & field and lacrosse.

FACILITIES

Centurion Athletic Complex (football, baseball, softball, track & field, soccer, field hockey, tennis courts); state-of-the art Astro Turf field for football, field hockey and lacrosse; two gymnasiums; weight room; media centers; full-size computer labs (including a wireless lab) for all grades; 740-seat auditorium; full-service cafeteria.

HIGHLIGHTS

- Chromebook 1:1 initiative for students
- Daily Bible instruction & weekly Chapel services
- Academic All-State Athletes
- Local, state and national awards in Art
- Championship sports teams
- Community service projects
- All State Choir, Band and Orchestra
- Elementary, middle school, athletics, Biomedical,
- The Providence School and facilities Internships for seniors
- Co-op off-campus work program for seniors

Students in the Class of 2024 are attending the following colleges:

- Asbury University
- Auburn University
- Bellarmine University
- Bluegrass Community & Technical College
- Bryan College
- Cedarville University
- Centre College
- Chowan University
- Culinary Institute of Virginia
- Depauw University
- East Carolina University
- Eastern Kentucky University
- Florida Gulf Coast University
- Grand Canyon University
- Hanover College
- Indiana University Southeast
- Indiana Wesleyan University
- Jefferson County Technical College
- John A. Gupton College for Funeral Services
- Johnson University
- Liberty University
- Lipscomb University
- Midway University
- Northern Kentucky University
- Olney Central College, IL
- Pennsylvania State University
- Purdue University
- Rhodes College
- Samford University
- Spalding University
- St. Louis University
- Summit Salon Academy
- Taylor University
- The College of Wooster
- Transylvania University
- United States Military Academy West Point
- United States Naval Academy
- University of Alabama
- University of Cincinnati
- University of Connecticut
- University of Kentucky
- University of Louisville
- University of Mississippi
- University of Missouri
- University of Tampa
- University of Tennessee
- Volunteer State Community College
- Western Kentucky University
- Young Harris College



COMMUNITY SERVICE & **EMPLOYMENT**

COMMUNITY SERVICE HOURS



The intent of Community Service Hours is to introduce and establish in our students a lifelong commitment to the many rewards of helping others. Here are some guidelines:

- At least half of the hours ***must*** be in a community setting (ministry to the community). Examples: soup kitchen, nursing/children's home, assisting with community events, helping the elderly or disabled, mission trip (may qualify for up to 8 hours per day)
- Half of the hours ***may*** be in a Christian setting (ministry directly to church members or CAL). Examples: helping with Church maintenance, assisting with Children's programs (VBS, Sunday School classes), mission trip (may qualify for up to 8 hours per day).
- Students may not receive payment for service hours and no hours will be approved for helping immediate family (house/yard work, babysitting for parents).
- Senior hours must be completed and documented prior to senior trip.
- Community Service cannot be earned during the school day.

All Community Service hours go through an approval process. If you are uncertain about a project's acceptability, complete the top section of the Community Service Project form and submit for prior approval. There is a binder available in the high school office (updated weekly) which any student may check for a record of their total hours.

We want to work with you to ensure this is a rewarding experience that will be cherished and will last a lifetime.

Any hours above the minimum requirement should be turned in and documented. We use this information on scholarship applications for students. There are opportunities for recognition for service hours.



Christian Academy of Louisville

COMMUNITY SERVICE HOURS

NAME (Please print): _____

SIGNATURE: _____

DATE: _____

CLASS OF: _____

WHAT WAS THE PROJECT AND WHAT DID YOU DO?

FOR WHOM? INDICATE ORGANIZATION, ADDRESS AND SUPERVISOR

SUPERVISOR SIGNATURE: _____

PHONE: _____

LOG THE DATES, TIME AND HOURS WORKED

(IF MISSION TRIP, MAXIMUM 8 HRS/DAY AND DO NOT INCLUDE TRAVEL DAYS)

DATE	TIME	HOURS	TOTAL HOURS

OFFICE USE ONLY:

APPROVED DENIED

REASON _____

TOTAL COMMUNITY HOURS _____ TOTAL CHURCH HOURS _____

COUNSELOR SIGNATURE _____ DATE: _____

KENTUCKY CHILD LABOR LAWS



HOURS OF WORK PERMITTED FOR MINORS 14 TO 18 YEARS OF AGE

AGE	MAY NOT WORK BEFORE	MAY NOT WORK AFTER	MAXIMUM HOURS WHEN SCHOOL IS IN SESSION ¹	MAXIMUM HOURS WHEN SCHOOL IS NOT IN SESSION
14 & 15 years	7:00 A.M.	7:00 P.M. (9:00 P.M. June 1 through Labor Day)	Three (3) hours per day on school day Eight (8) hours per day on non-school day Eighteen (18) hours per week	Eight (8) hours per day Forty (40) hours per week
16 & 17 years	6:00 A.M.	10:30 P.M. preceding school day/1:00 A.M. preceding non-school day	Six (6) hours per day on school day Eight (8) hours per day on non-school day Thirty (30) hours per week	NO RESTRICTIONS
16 & 17 years with Parental Permission ²	6:00 A.M.	11:00 P.M. preceding school day/1:00 A.M. preceding non-school day	Six and one-half (6.5) hours per day on school day Eight (8) hours per day on non-school day Thirty-two and one-half (32.5) or forty (40) hours per week ³	NO RESTRICTIONS

¹ "School in session" means the time established by local school district authorities, pursuant to KRS 160.290.

² Parental or guardian permission must be in writing and shall remain at the employer's place of business.

³ A minor may work up to thirty-two and one-half (32.5) hours in any one (1) workweek if a parent or legal guardian gives permission in writing. A minor may work up to forty (40) hours in any one (1) work week if a parent or legal guardian gives permission in writing and the principal or head of the school the minor attends certifies in writing that the minor has maintained at least a 2.0 grade point average in the most recent grading period. School certification shall be valid for one (1) year unless revoked sooner by the school authority. The parental permission and school certification shall remain at the employer's place of business.

Lunch Break. Minors under 18 years of age shall not be permitted to work more than five (5) hours continuously without an interval of at least thirty (30) minutes for a lunch period. The beginning and ending of the lunch period shall be documented by the employer.

OCCUPATIONS PROHIBITED FOR MINORS UNDER 18 YEARS OF AGE⁴

- Occupations in or about Plants or Establishments Manufacturing or Storing Explosives or Articles Containing Explosive Components.
- Motor-vehicle Driver and outside helper on a motor vehicle.
- Coal Mine Occupations.
- Logging or Sawmill Operations.
- Operation of Power-Driven Woodworking machines.
- Exposure to Radioactive Substances.
- Power-driven hoisting apparatus, including forklifts.
- Operation of Power-Driven Metal Forming, punching, and shearing machines.
- Mining, other than coal mining.
- Operating power-driven meat processing equipment, including meat slicers and other food slicers, in retail establishments (such as grocery stores, restaurants, kitchens and Delis), wholesale establishments, and most occupations in meat slaughtering, packing, processing, or rendering.
- Operation of Power-driven bakery machines including vertical dough or batter mixers.
- Power-driven paper products machines including scrap paper baler and cardboard box compactors.
- Manufacturing bricks, tile, and kindred products.
- Power-driven circular saws, band saws, and Guillotine shears.
- Wrecking, demolition, and shipbreaking operations.
- Roofing operations and all work on or about a roof.
- Excavating Operations.
- In, about or in connection with any establishment where alcoholic liquors are distilled, rectified, compounded, brewed, manufactured, bottled, sold for consumption or dispensed unless permitted by the rules and regulations of the Alcoholic Beverage Control Board (except they may be employed in places where the sale of alcoholic beverages by the package is merely incidental to the main business actually conducted).
- Pool or Billiard Room.

Limited exemptions for 16 and 17 year old apprentices and student-learners may apply. For questions, please call (502) 564-3534.

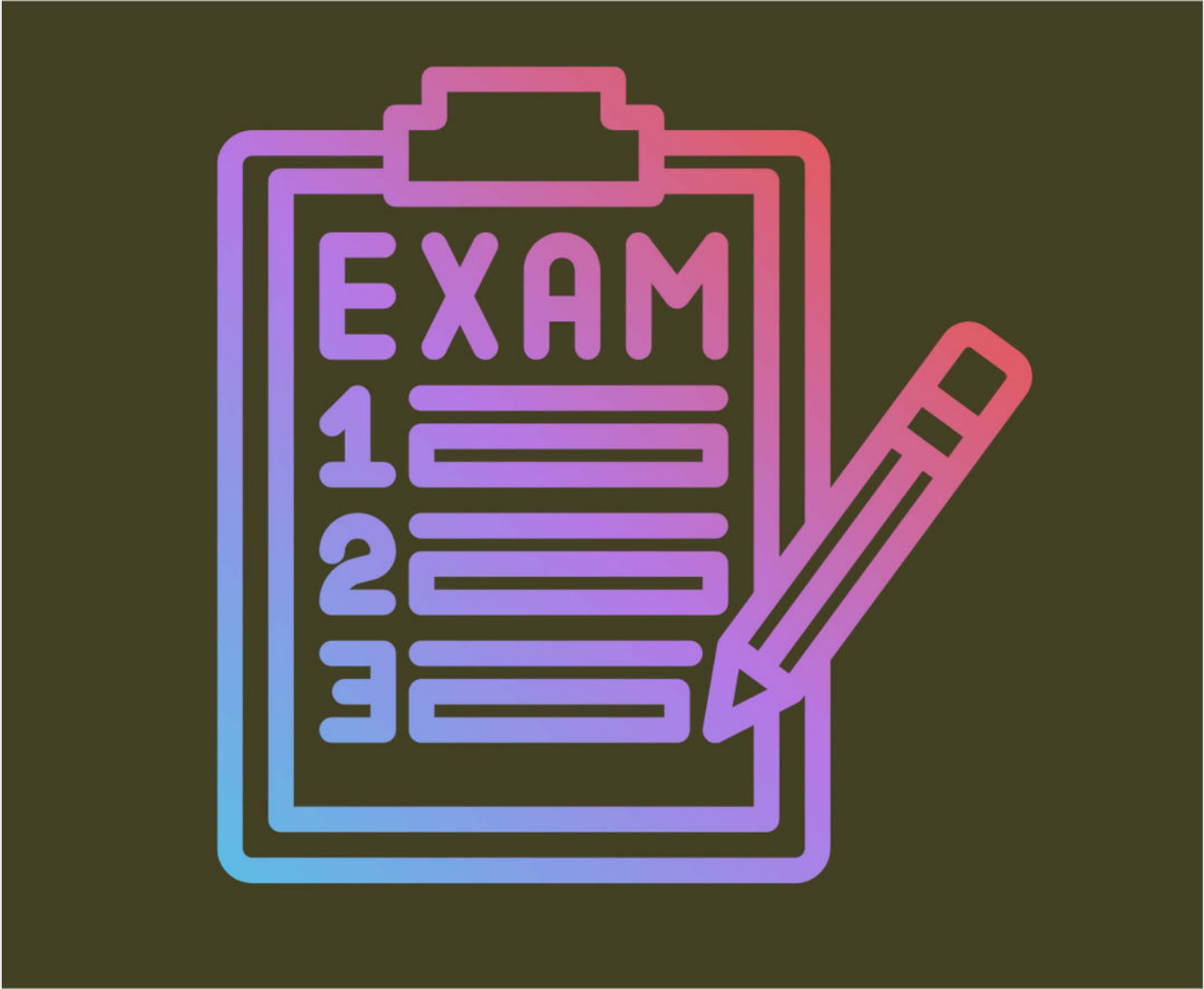
⁴ Minors fourteen (14) but not yet sixteen (16) years of age may NOT be employed in: manufacturing, mining, or processing occupations, including occupations requiring the performance of any duties in workrooms or workplaces where goods are manufactured, mined, or otherwise processed; occupations which involve the operation or tending of hoisting apparatus or any power-driven machinery other than office machines; operation of motor vehicles or service as helpers on such vehicles; public messenger service; occupations in connection with: (1) transportation of persons or property by rail, highway, air, water, pipeline, or other means, (2) warehousing and storage, (3) communications and public utilities, or (4) construction (including demolition and repair).

PROOF OF AGE REQUIRED FOR MINORS 14 BUT NOT YET 18 YEARS OF AGE Driver's License, Birth Certificate, Government Document with Date of Birth

Kentucky Labor Cabinet
Division of Wages and Hours
Mayo-Underwood Building
500 Mero Street, 3rd Floor
Frankfort, Kentucky 40601
Phone (502) 564-3534
www.labor.ky.gov



"No individual in the United States shall, on the grounds of race, color, religion, sex, national origin, age, disability, political affiliation or belief, be excluded from participation in, or denied the benefits of, or be subjected to discrimination under any program or activity under the jurisdiction of the Kentucky Labor Cabinet."



TESTING

Testing Information

Christian Academy's School Code for both ACT & SAT Testing and College Admissions is 181-523.

Christian Academy recommends you take the ACT or SAT tests at least twice. Testing should be done in the spring of your junior year and the fall of your senior year.

Make sure that you have your test results (scores) sent to CAL. Also, you can have the scores sent to four colleges free of charge, if listed prior to taking the exam.

For more testing information such as how to register or a list of frequently asked questions, please visit www.act.org for the ACT and www.collegeboard.org for the SAT.

2025 National Test Dates ACT		
Test Date	Regular Registration Deadline	Late Registration Deadline
April 5, 2025	February 28, 2025	March 16, 2025
June 14, 2025	May 9, 2025	May 26, 2025
July 12, 2025	June 6, 2025	June 20, 2025

2025 National Test Dates SAT		
Test Date	Registration Deadlines	Late Registration Deadlines
March 8, 2025	February 21, 2025	February 25, 2025
May 3, 2025	April 18, 2025	April 22, 2025
June 7, 2025	May 22, 2025	May 27, 2025

Tests and Testing

(Remember that test requirements vary among colleges.)

The College Board

The College Board is a non-profit organization governed by college and secondary school members. The College Board is the overseeing agency for many tests and services connected with the college admissions process.

ETS

Educational Testing Program: This is a non-profit agency employed by The College Board to produce its tests.

PSAT/NMSQT

Preliminary Scholastic Aptitude Test and the National Merit Scholarship Qualifying Test: The PSAT/NMSQT provides a practice test in October of the junior year in preparation for the SAT. The scores also are used in the selection of the top scholars in the country for the Award of Merit Scholarships. The PSAT scores are divided into two categories – as are SAT scores – evidence based reading & writing and math. PSAT scores are reported in the range of 160 (low) to 760 (high). The NMSQT Selection Index (twice the reading, writing and math score) is determined annually, and the minimum score to receive national recognition varies from year to year. PSAT scores are not reported to the colleges. PSAT scores are also used in the selection of the Kentucky Governor's Scholars Program.

SAT

Scholastic Aptitude Test: The SAT is usually taken in the junior year and again in the senior year and is a required test for admission to many colleges. Scored based on 400 (low) to 1600 (high), the SAT is mostly a multiple-choice examination. The SAT is a curriculum

based exam with an optional essay section. Please visit the College Board website for more information about this test.

AP

Advanced Placement Tests: These tests are designed for strong students who have completed college-level work in high school. AP's are given in specific subject areas and are used in determining whether or not a student may gain advanced standing in college. CAL requires all students who take AP classes to take the AP exam at the end of the year.

CLEP

College Level Examination Program: Somewhat like the SAT II and the AP, CLEP is designed primarily for the individual who has not been in school for some time but who may have acquired considerable knowledge through a job or experience. Some colleges have incorporated CLEP into testing programs for entering freshmen.

ACT

The American College Testing Program: The ACT is the predominant test for college admission in the Midwest and some parts of the South. A multiple choice test, the ACT is scored on a 0 (low) to 36 (high) basis, and its scores are reported in four categories (English, Mathematics, Reading, and Science Reasoning) and a composite average of the four areas.

ACT – SAT COMPARISON CHART

ACT If you scored...	SAT It's the same as...
36	1600
35	1560
34	1510
33	1460
32	1420
31	1380
30	1340
29	1300
28	1260
27	1220
26	1190
25	1150
24	1110
23	1070
22	1030
21	990
20	950
19	910
18	870
17	830
16	790
15	740
14	690
13	640
12	590
11	530

ACT/SAT STUDY PREPARATION

- Dr. Shirley Johnson: atsabc123@aol.com | (502) 551-8705
- Joel Morris: jmorrisprep@gmail.com | 239-287-2659
- Grade Power, Susan Linn, Director: gradepowerlearning.com | 785-4416
- Sylvan Learning Center: 231-1717, Bardstown Road.
- Torch Prep: www.torchprep.com | (513)549-6776 (*ACT Only*)
- Huntington Learning Center: 495-2600
- Jewish Family and Vocational Service: 3587 Dutchmans Ln | (502) 452-6341
- Princeton Review: www.princetonreview.com
- Louisville Free Public Library: www.lfpl.org (*free sample tests and tutorial*)
- Methodize Test Prep: *website provided by CAL at the beginning of the school year*
- Stanford Testing Systems: www.testprep.com
- www.act.org (*online registration and prep for ACT*)
- www.princetonreview.com
- www.kaplan.com
- www.ivywest.com
- www.collegeboard.org (*this is also where you register*)
- www.ets.org (*Sample questions*)
- www.fairtest.org (*Fair Test site—information on testing*)
- www.freevocabulary.com (*5000 vocabulary words that may be on SAT*)
- Khanacademy.org/test-prep Khan academy-SAT, free prep
- Opus, an ACT initiative, www.opusact.com , Terry Tate Co-Founder

Whether you take the SAT or the ACT, it is your responsibility to ensure that the scores are properly submitted to the colleges. Many colleges will accept a report of scores as they appear on your transcript; others require a report sent directly from the testing agency.

When you register to take one of these tests, you are allowed to request that your scores be sent directly to three or four colleges, without paying an additional fee. Later on, you will have to pay around \$12.00 per college.



PREPARING FOR **COLLEGE**

Getting from Here to There

Timetable Suggestions for Underclassman

Ninth Grade

Choices you make starting in high school will be hard to change. These choices will have a lasting if not “indelible” effect on the options open to you after high school.

- ❑ Take time to plan your courses carefully. Your counselor can help you make the right choices for the Pre-College Curriculum and your vocational-technical courses should you decide to take them upon review of your interest and aptitude tests. You may also consider taking career choice classes for career exploration.
- ❑ Check out admissions guidelines for specific selective-admissions colleges to which you may apply for additional math, science or foreign language requirements.
- ❑ Read, read, and read some more! Pick up a “recommended for college” book list to give you good ideas.
- ❑ Build your vocabulary by looking up words you don’t know.
- ❑ Develop a personal data sheet and record your activities, in and out of school.

Tenth Grade

- ❑ Adjust your class schedule for any needed college requirements. The PSAT is given annually in October.
 - ❑ The PSAT/NMSQT could be important to your future since it is the only qualifying test for the National Merit Scholarships as well as the National Hispanic Scholar Award Program or the Fund for Negro Students.
 - ❑ College Board has sample PSAT questions and useful information, which you should study before the test. See your counselor for details.
- ❑ Continue keeping your personal data sheet.

Source: The Kentucky Council on Post-secondary Education

PREPARING FOR COLLEGE CALENDAR for JUNIORS

September

- ✓ Inquire about PSAT/NMSQT (National Merit Scholarship Qualifying Test) test date, time and place in October.
- ✓ Meet with your school counselor to review your courses for this year and plan for your senior year.

October

- ✓ Take PSAT/NMSQT
- ✓ Attend the Christian College Fair at CAL.
- ✓ Consider Summer Enrichment Programs such as GSP, GSA, GSE, etc.

December

- ✓ Receive results of the PSAT/NMSQT. Read material sent with your scores and consult your counselor to determine how you might improve. This can be excellent preparation for your SAT.
- ✓ Take the Practice ACT at CAL.

January

- ✓ Begin to think about which college you'd like to explore.
- ✓ Sign up for March SAT.

February

- ✓ Meet with your counselor to begin preparing a list of colleges to explore.
- ✓ Attend College Night at CAL/
- ✓ Begin to prepare for your SATs.

March

- ✓ Sign up for the June ACT.

April

- ✓ When selecting your senior courses, be sure to continue to challenge yourself.
- ✓ Take the ACT at CAL.
- ✓ Continue to evaluate colleges. Begin eliminating some choices from the original list.

May

- ✓ Attend a College Fair to get more information about colleges on your list.
- ✓ Look into summer jobs.
- ✓ Consider enrolling in an academic course at a local college, pursuing a summer school program, or working as a volunteer.
- ✓ Sign up for July ACT.

June

- ✓ Plan visits to colleges during the summer.

July & August

- ✓ Visit colleges. Take tours and have interviews.
- ✓ Continue to refine your college list.
- ✓ Sign up for the September ACT.

PREPARING FOR COLLEGE CALENDAR for SENIORS

September

- ✓ Sign up for November SAT or October ACT.
- ✓ Meet with your counselor to discuss college applications
- ✓ Plan visits to colleges (if you didn't get to them during the summer or if you want to return for a second visit).

October

- ✓ Attend a Regional College Fair to investigate further those colleges to which you may apply.
- ✓ Begin to gather the information needed for applications.
- ✓ Line up your teacher recommendations through your counselor.
- ✓ If applying for "early decision," send your application now. Also prepare applications for back-up schools.
- ✓ Be aware of "early action" deadlines.
- ✓ Start sending your applications.
- ✓ Sign up for December ACT.
- ✓ Take the October ACT

November

- ✓ Have ACT/SAT scores sent to colleges on your list.
- ✓ Continue filing applications to colleges.
- ✓ Look for scholarships through the colleges you are applying to and in Naviance.

December

- ✓ Take SAT or ACT test. Have scores sent to colleges on your list.
- ✓ Be aware of application and scholarship DEADLINES.
- ✓ Consult your counselor again to review your final list of colleges. Be sure you have all bases covered.
- ✓ If you applied for "early decision," you should have an answer by now.

January

- ✓ Keep working on your grades. Courses continue to count throughout your senior year.
- ✓ Send scores to colleges on your list.

February, March, April

- ✓ Remember to monitor your applications to be sure that all materials are sent and received on time.

Before May 1

- ✓ Decide on the one college that you will attend. Send your tuition deposit.
- ✓ Notify the other colleges that accepted you that you have selected another college.

Source: Selecting the Right College, ATT

High School Data Sheet

Keept track of your activities starting in the ninth grade. List any honors and awards you received, organizations you joined and offices you held. If you update each year, filling out the activities section on college applications during your senior year will be a breeze. You may also be able to use the data in a resume when looking for a job.

HIGH SCHOOL DATA SHEET				
Name		SS Number		
Address				
School Code:	Cumulative GPA:	ACT scores		SAT scores
	9 th Grade	10 th Grade	11 th Grade	12 th Grade
Honors/Awards				
Organizations				
Offices Held				
School Activities				
Outside Activities				
Work Experience (paid or voluntary)				

Four-Year Colleges and Universities

If your idea of college includes not only planning to earn a bachelor's degree but also having a chance to live in a dorm and experience campus life (from ball games to social events), then a four-year college or university will appeal to you.

Colleges are institutions of higher learning that grant a bachelor's degree after four years of study. At most of the 4,700 colleges in the United States, you can earn either a Bachelor of Arts (B.A.) or a Bachelor of Science (B.S.) degree.

Liberal Arts Colleges offer B.A. and B.S. degree programs that combine a broad cultural education through four years of study covering the arts, sciences, humanities, and social sciences. During your third and fourth years, you would concentrate on your major field of study such as political science, literature, mathematics, or biology. Most of these colleges are independent (sometimes called private) colleges with fewer than 5,000 students.

Specialized Colleges or schools offer bachelor's degree programs that focus more on preparation for a specific career such as art, music, engineering, education, or business. Less emphasis is placed on the broad liberal arts education than is found within a large university.

Universities include a liberal arts college plus specialized colleges such as education or business. Each college may have entrance requirements in addition to those for admission to the university. Check the admission standards of the individual college offering the program you want before completing the general admission application. For example, if you want to major in engineering, see if the College of Engineering has additional requirements. Universities may offer graduate programs leading to a master's, doctorate, or a professional degree. Most are large institutions, often having 15,000 or more students.

What are the Advantages?

- More areas of study will likely be offered at the four-year colleges and universities. These areas of study will offer you a greater choice of possible majors.
- The facilities at colleges and universities, from libraries to laboratories, generally will be more extensive and will offer a better opportunity for research.
- You will usually find more activities available at four-year colleges, from sports programs to special interest organizations. Most students will find a greater chance to participate in social activities at colleges and universities, if only because more students live on or near the campus.
- Many students will have a greater sense of independence at a four-year college. College students today have much freedom of choice. They also have the responsibility of making their own decisions. You may want that experience.

Source: The Kentucky Council on Higher Education and Kentucky's Electric Cooperatives. Futures: Your Guide to Life After High School, Permission to copy.

Community Colleges

Are you looking for a college that is convenient, economical, and open to any student who has graduated from high school or earned a GED? You might want to consider a two-year college or junior college. Today there are more than 1,400 two-year colleges in the country. The Kentucky Community and Technical College System, for example, has 14 community colleges conveniently located throughout the state. Public regional universities often have community college programs. Several independent community colleges in Kentucky provide educational programs as well.

TYPES OF COLLEGES

Community colleges are generally part of a state college system. They provide classes to meet the needs of a diverse group of students – from those taking a single course for career advancement to students beginning study for a four-year degree.

Other Community colleges, can be independent, church-related schools, usually offering associate degrees in arts or sciences that can be transferred to a four-year college.

TYPES OF PROGRAMS

Associate in Applied Science (A.A.S.) degrees are terminal, or not transferable, and are meant to lead directly to employment in fields such as nursing, real estate, or engineering technology.

Associate of Arts (A.A.) and **Associate of Science** (A.S.) degrees provide the first two years of a four-year college degree and are intended for transfer to a four-year college or university. Check with the four-year college you plan to attend to be sure that your program will transfer.

Certificate programs, sometimes called career-oriented programs, are for students who want to seek employment after six months to two years of post-secondary education. Confusing? You bet! You need to ask careful questions from the beginning in order to avoid the frustration of taking courses that won't fit your goal.

If you plan to transfer, check with your four-year college about their departmental entrance requirements before planning your classes. Get in writing what classes and grades will transfer.

What Are the Advantages?

You can't beat the community colleges for economy. Tuition and fees are typically one-half or less of the tuition of four-year colleges. Besides the convenience of community colleges, you can save on room and board by living at home. And, you can combine classes with working. Community colleges provide academic easy access. Any high school graduate or holder of a GED certificate is eligible to enroll. If your high school grades or scores on the ACT aren't the best, here's your chance to get into college and start moving in the right direction. With hard work, you can improve your grades. Your community college grades will be looked at as you apply for admission to a four-year college as a transfer student. Whatever your educational goals, community colleges may offer you a much-needed service.

POST-SECONDARY VOCATIONAL/TECHNICAL EDUCATION

If you are interested in studying a career-related program where you'll be ready for employment in two years or less after high school, study at one of Kentucky's post-secondary vocational-technical schools could very well be the key to your future success in work and life.

Kentucky Tech – State vocational-technical schools are state-owned and operated and principally provide vocational-technical education to persons who have completed or left high school and are studying in preparation for entering the labor market. Kentucky Tech schools offer courses in the following major areas:

- Business Technology and Graphic Communications
- Construction Technology
- Health and Human Services
- Manufacturing Technology
- Resource Development
- Transportation Technology

Program offerings are often tailored to meet the needs of local business and industry. Classes are scheduled during the day, Monday through Friday, but are also available during evening hours and occasionally on weekends for special courses. Coordination is also maintained between Kentucky Tech, local community colleges, and/or university programs and include joint programming in specialized areas. Kentucky Tech maintains an active outreach/recruitment program and offers student support such as assessment, guidance, referral, and job placement. Contact your nearest CAREER CONNECTIONS Assessment Center.

Kentucky Tech Health Technology Centers

These centers are separate facilities located in some areas of Kentucky; they offer advanced post-secondary training in many health fields. Other health-related training is offered in regular Kentucky Tech schools. Consult the listings for specific schools. For further information, contact:

**Cabinet for Workforce Development
Department for Technical Education
Capital Plaza Tower, Second Floor
500 Metro Street
Frankfort, KY 40601
(502) 564-2326**

Gap Year: Options for Students Who Want to Delay Post Secondary Education

Some students may want to take a year or two after High School to take advantage of opportunities other than college. There are many programs or internships available for this "*gap year*".

FACTORS TO CONSIDER when choosing a college . . .

Admission Requirements	<ul style="list-style-type: none"> • What high school courses are required? Are entrance tests required? Which one? • What scores are acceptable? • Is a certain grade point average or class rank required? • Will my activities and school involvement be considered? • Is there an essay on the application? Is it read? • Is there an early decision or early action plan? • On what basis are applicants accepted? • Are personal interviews or letters of recommendation required? • Do certain majors have special requirements? • What percent of applicants are accepted? • Can admission denials be appealed? • What are the application filing dates?
Academics	<ul style="list-style-type: none"> • What is the average class size? Largest? Smallest? • How many students in last year's freshman class returned for their sophomore year? • What was the grade point average for the freshman class last year? • What is the college's procedure for student orientation, class placement, and scheduling? Are classes guaranteed? • How is a faculty advisor assigned to students? • What services does the school offer for the student who is undecided about a major? • How many students complete a degree? • What are the most popular majors? • Are students taught by full-time faculty members, graduate assistants, or a combination of both? • What types of additional services are provided by their school at no additional cost to the student (e.g., tutoring, career and personal counseling, developmental reading and study-skills workshops, job placement)? • Is there an Honors Program? What are the qualifications for entry?
College Characteristics	<ul style="list-style-type: none"> • Where is the college located (city, suburb, small town, or rural setting)? • What is the surrounding community like? • Is the college public, private, or church affiliated? • What is the current student enrollment? • What special or unique programs are offered? • Does the college have general education or course distribution requirements? • What are they? • Does the college have special programs for transfer students? • What is the academic calendar (semesters or quarters)?

Cost	<ul style="list-style-type: none"> • What are the costs for tuition? • What are the costs for room and board? Are there other fees? • How much did costs increase from last year to this year? • Is there a difference in the costs for in-state and out-of-state students? • Are accepted students required to place deposits for tuition and housing? Are these refundable? • By when must accepted students decide whether they will attend? • Are deposits required each year for returning students? • When do the bills have to be paid?
Financial Aid	<ul style="list-style-type: none"> • What percent of students receive financial aid based on financial need? • What percent of students receive scholarships based on academic ability? • What would be a typical financial aid package for a freshman? • What percent of those who apply for financial aid receive it? • Will my financial aid be adjusted if my need increases? • What are the financial aid application procedures and deadlines? • When are financial aid applicants notified of their awards? • How long do they have to respond? • Is there a tuition payment plan? • Are there campus jobs available? • Are there off-campus jobs as well?
Social Life	<ul style="list-style-type: none"> • What is the average age of the student body? • What is the male-to-female ratio? • What percent of students reside on campus? • Are dorms co-ed or single sex? • Is it a “suitcase college” where all the students leave on the weekends? • What are the procedures for selecting a roommate? • What are some of the rules and regulations that govern campus and dormitory life?
Student Population	<ul style="list-style-type: none"> • Where do the majority of students come from? • Do most of the students commute or live on campus? • What types of student activities are there? • Are sororities and fraternities on campus? • What athletic programs are available? • Is the surrounding community supportive of the college? • Does the college have a campus visitation program? • Is housing available/guaranteed for freshmen? • Is housing available for all four years?

**Compiled from various sources by the National College Fairs staff*

The Steps in the Admission Process

1. The student and their parents decide whether he/she should attend college.
2. The candidate seeks information about college opportunities. Information is available on the college's web site, on Naviance and from the College Fairs, college representatives, college visits, and students now attending colleges.
3. The candidate, with the help of the counselor, may go through the process of choosing a college.
4. The candidate applies on -line or on the college's website usually available after August 1.
5. The college supplies such Admission forms as:
 - a. an application for the student
 - b. a transcript form for the school
 - c. a School Report form
 - d. a form or request for the counselor's, teachers' and general letters of recommendation, if required.
 - e. financial-aid information
6. The candidate provides information to the college about himself/herself on the application form.
7. The school provides information about the candidate to the college:
 - a. Transcript (**requested through Naviance by student**). **Allow two weeks for processing.**
 - b. Teacher recommendation (**by request through Naviance**).
8. The candidate makes sure he/she has taken or will be able to take the tests required – usually SAT I or ACT (sometimes SAT II).
9. The student requests testing information be sent to the colleges to which they are applying.
10. The parents provide financial information on the FAFSA after October 1, senior year.
11. The FAFSA provides information about the candidate's financial need to the college.
12. Others ways colleges obtain information about the candidate:
 - a. admission office interviews
 - b. alumni representatives
 - c. employers, ministers, friends of the family, etc.
13. The college collects information from the candidate (#6), the school (#7), the testing agency (#9), the FAFSA (#10), and other sources (#12); operates on that information; and then makes a decision.
14. The college notifies the candidate of its decision.
15. The admitted candidate notifies the colleges of his/her decision.

WHAT COUNTS WITH ADMISSIONS OFFICERS

<p>Your high school record</p>	<p>Your number one asset in applying to any college is your high school record. The college admissions staff will be scanning your transcript, looking at your grades and curriculum. To be prepared, you should start with the Pre-College Curriculum and fill in with strong academic courses. Take honors and AP classes whenever you can. Challenging electives will be essential, especially if you're interested in applying to a "selective" college.</p>
<p>Grade trends are important</p>	<p>What if you haven't exactly set any records in the ninth or tenth grade? Admissions people also look for trends in grades. If you are showing improvement over time – particularly in that all-important junior year – they'll take note.</p> <p>More than any other factor, admissions people are looking for students who are capable of handling strong academic courses. They want to admit students who can succeed at their school.</p>
<p>Entrance tests are a factor</p>	<p>Entrance tests like the ACT and the SAT (no, that doesn't stand for "suffering and trauma") are more than ways to lose a Saturday morning's sleep. Like it or not, you'll have to deal with tests and results.</p> <p>Schools usually give out an average score or range of scores for entrance tests of their accepted students. Don't be too concerned with the test scores you see reported in college guidebooks. Remember, the scores you read about are usually the mean scores. Half the people admitted were under that level, as well as above it.</p>
<p>Do colleges rely on test scores?</p>	<p>Admissions officers say that test scores are never the only factor in the admissions decision. The high school record and test scores are often listed as the first two factors considered, in that order. Still, you can't exactly brush the tests aside. In fact, you want to figure ways to give your best performance. What do you do?</p> <p>First, listen to your parents and get a good night's sleep before the exam! Seriously, that does help. So will taking a few practice tests. Your counselor may have discussions on test-taking strategies and reviews which you won't want to miss. If your PSAT scores or your first efforts at the ACT or SAT leave something to be desired, you might consider review books, a computer software study aid or a commercial study program. Courses such as Stanley Kaplan and the Princeton Review have been around for several years. Their value in improving SAT scores is still hotly debated. Before writing a big check for a study course, talk to people who have completed the course. CAL uses Method Test Prep. There are numerous test prep agencies in the Louisville area. See page 25.</p>
<p>Showing that extra something</p>	<p>Remember, you want to catch the eye of admissions counselors, so this is the time to show what makes you special. Talents, honors, awards – all need to be presented and explained if necessary. Lead with the most important items first, just in case you get a hurried reader. Something here might give you the winning edge!</p>

<p>Your after-school hours</p>	<p>How have you spent your after-school hours? Your activities, either related or unrelated to school, need to be highlighted. If you are a person who has been willing to spend long hours at the school paper or in some community project, that suggests you would most likely be an asset at college as well. Keep in mind that a few activities, pursued over several years, may demonstrate more serious interests than a long list of groups in which you participate only a short time. If you have had an after-school or summer job, be sure to mention that experience, particularly if your activities were in any way unusual.</p>
<p>The rest of the story</p>	<p>Some things in this life we cannot control – and a few of these factors mentioned in this section might influence your acceptance as a student at a particular school. Take heart though; they may work to your advantage instead of your disadvantage!</p> <p>Legacies, the children of a school’s alumni, often get special consideration at colleges. Did anyone in your family go to the school of your dreams? This can be a factor at public as well as independent colleges and universities. For example, some public universities accept only a limited percentage of students from out-of-state. However, children of alumni – no matter where they live – are sometimes considered in their “in-state” pool of applicants, meaning they qualify for lower, in-state tuition.</p> <p>Your family’s income level can also influence your eligibility for admission, as can your ethnic or racial background. Even geography can make a difference. For example, Berea College, an independent liberal arts college here in Kentucky, accepts primarily students with limited financial resources who live in the Appalachian Mountain region.</p>
<p>Wise words to wise applicants</p>	<p>Make your initial requests for information early. A college starts a file for you at that point and it never hurts to have shown interest at an early date, does it?</p> <p>Allow plenty of time for completing applications. Deadlines mean just that; be prepared to meet them. Remember to give yourself extra time if the school of your choice requires an essay. If you want that letter of acceptance, you can help yourself by putting together a first-class application.</p>

RUGG’S Recommendations: Box 417, Fallbrook, CA 92088 760-728-4558

SELECTIVE COLLEGES' ADMISSION PROCEDURES

In many cases, selective colleges require an admission interview. The following page discusses this interview process.

CAL's Human Resource Department offers interview coaching. Please notify your counselor to arrange an appointment.

You may be asked the following questions:

- 1. Tell me about yourself?** Try to say something memorable that really makes you different from other college applicants.
- 2. Why are you interested in our college?** Be specific when answering this, and show that you've done your research.
- 3. What can I tell you about our college?** Make sure you have some good questions about the college. Avoid questions like "when is the application deadline?" or "how many majors do you have?" This information is readily available on the school's webpage.
- 4. Who in your life has most influenced you?** This can be an awkward question if you haven't thought about it, so spend a few minutes considering how you would answer.
- 5. Why do you want to major in _____?** Realize that you don't need to have decided upon a major when you apply to college, and your interviewer will not be disappointed if you say you have many interests and you need to take more classes before choosing a major.
- 6. What will you contribute to our campus community?** You will want to be specific when answering this question. An answer like "I'm hardworking" is rather bland and generic. Think about what it is that makes you uniquely you.
- 7. Tell me about a challenge that you overcame.** This question is designed to see what kind of problem solver you are.
- 8. What do you do for fun in your free time?** The admissions folks want students who will do interesting and productive things even when they aren't studying.
- 9. What do you see yourself doing ten years from now?** You don't need to pretend that you have your life figured out if you get a question like this. Your interviewer is trying to see if you look ahead.
- 10. Does your high school record accurately reflect your effort and ability?** If you really did have extenuating circumstances, let the college know.
- 11. Recommend a good book to me.** The question asks whether or not you've actually read much and it asks you to apply some critical skills as you articulate *why* a book is worth reading.
- 12. If you could do one thing in high school differently, what would it be?** A good answer shows that you didn't have the time in high school to explore everything that is of interest to you.

Whether you are shy or outgoing, the interview experience is something you will have to face throughout life. A good way to get used to it is to rehearse with your parents or a teacher. Your appearance, language, bearing, and conduct will be noted by the interviewer.

What about extracurricular activities?

Colleges are especially impressed by prospective applicants who give of themselves to other people, especially when that gift is inspired by another's economic need.

Should you be concerned that you are undecided with respect to your academic interest and occupational goal?

According to Henry S. Coleman, former dean of admissions and dean of students at Columbia, “Don’t be afraid to admit that you are pre-nothing.”

What about the essay?

An interesting, well-written essay **can very often tip the scales** in an applicant’s favor. The reverse, however, is also true. A good place to start is with a significant personal experience and its effect on you.

Campus tour guides are not all alike: some are lively, interesting students who are reliable spokespersons for the school while others may not be as well-versed or informed. Don’t judge a school solely by the one student tour guide. Meet many other students to get a true picture.

THE INTERVIEW

The interview is primarily for you to learn about the college and what life would be like for you as a student on campus.

- Check to see which colleges require and which colleges only recommend an interview.
- Dress comfortably and neatly and relax.
- Know yourself. Going into an interview, it is essential that you have evaluated your personality, interests, abilities, skills, and values.
- Ask about your chances for admission: this is why it is important to bring a copy of your transcript or give the Admissions officer an accurate profile of your high school record and test scores. Most Admissions officers will be able to give you some idea of your chances of being admitted, but don’t expect a definite answer. Usually that can only come later when the college has more complete information on you and its overall admission competition for the particular year.
- Don’t write off a college because you had a bad interview. The interview can have a positive effect on your admission – rarely a negative one.

AFTER YOUR VISIT

- Make some notes on your reactions on the college. They may be helpful later when you’re trying to remember and evaluate each institution.
- If questions come up after the visit, don’t hesitate to contact the people you have met.
- If you’re definitely interested in the college, follow through by filing your formal application as soon as possible. If you’re not interested, don’t consider your visit a waste of time. Chances are you will have learned about the kind of college you do want and about what other colleges are likely to expect from you.
- Send thank-you notes to those with whom you had appointments.

Naviance

Naviance is a web-based resource that supports college and career planning. It is specific to our school and is a vital communication tool for seniors, counselors and parents during the college application process. Please become familiar with this program.

How do you register?

Each student receives an access code. Students must use their own account and will use their Christian Academy email account.

- Use code to create a personal account (student will receive an initial registration code).
- Upon initial registration, a student will change their user name to CAL email and we recommend using CAL password for their Naviance password as well.

What can Naviance do?

College Visits – See the schedule for College Representatives coming to CAL.

Explore Careers – Get helpful information about particular careers such as job descriptions, necessary skills, what tasks are performed and typical wages earned.

College Search – Tools to help match your preferences and compare colleges using admissions data from past CAL students, see average GPA and test scores of accepted CAL students.

College Lookup – Find colleges by name, state or quick list (those colleges to which CAL students frequently apply). Find general and admission information, application history and scheduled visits.

Scholarship Search – On the scholarship tab, scholarships are listed and students may search for scholarships by category.

Graphs (Scattergrams) – Compares your GPA and test scores to other students who have applied and been accepted or denied.

Build a Resume and Create a Game Plan – Share information that only your counselor can see that will help him/her help you to develop a game plan for achieving your goals after graduation.

College Application Procedures for Christian Academy of Louisville

1. Obtain a college application from the college; the most popular avenue is through the college website.
2. Look for deadlines. In some cases, you may need to ask individual schools about early decision or early action.
3. If you need teacher references, ask them two weeks in advance. Talk to your counselor, **before** you ask a teacher. Give them a date when it needs to be turned into the counselor. Do not ask them to give you the recommendation unless it is given to you in a **sealed envelope**. Use **Naviance** to make your request.
4. Give Parent and Student Questionnaires) to your counselor **before** requesting a recommendation through Naviance. Your counselor needs **two weeks** to write a recommendation.
5. If needed, write essays. Ask your English teacher to check for errors. Give it to them at least a week or two in order to have time to make corrections.
6. If you have applied online you must tell your counselor through Naviance.
7. Many schools will ask for an updated transcript after the first semester of your senior year. We also will send a final transcript after graduation.

GUIDE FOR A SUCCESSFUL COLLEGE SELECTION

1. HOW DO I MAKE THE RIGHT COLLEGE CHOICE?

- A. *Academic Program* – How strong is the school in your major? Become an expert on your major; know what a school should offer and see if this one does.
- B. *Curriculum* – How much depth and diversity is there? (Remember, two out of every three students change their major, so choose a school with several good programs.)
- C. *Size and Type* – How large of a school do you want to attend? Do you want a public, private, liberal arts, comprehensive, or a technical school?
- D. *Location/Setting* – Do you want to go to school in a city or small town, to a commuter school, or one with a fairly large on-campus population?
- E. *Student Body* – Do you think you will fit in comfortably at this school?
- F. *Resources/Faculty* – What types of educational resources are there and how available are they? How talented and accessible are the faculty members?
- G. *Extracurricular Life* – What is there to do outside of class?
- H. *Living Accommodations* – On and off-campus, where do students live?
- I. *Affordability* – Don't rule out a school because of finances, but look for 2 – 3 within your budget.

2. I LIKE THE SCHOOL, WHAT NEXT?

- A. Find out about selective admission criteria – how to apply and what scores, tests, and grades you need for admissions.
- B. Do some housing research – find out when to apply (if possible) for on-campus housing, and if off-campus housing is available.
- C. Research your major – are there special admission requirements, minimum ACT/SAT scores, etc.?
- D. Ask about scholarships, financial aid, and work – what is available and how do you apply.
- E. *MAKE A CAMPUS VISIT* – it is the only way to see if you truly like the school!

3. TIPS FROM THE OLD PROS IN ADMISSIONS

- A. Apply to 3 – 6 schools – any less and you limit yourself too much, anymore and the process may become too large to handle.
- B. Don't rule out a school because of finances until you have heard the final decision on all scholarships and financial aid.
- C. Don't be late! Make sure to meet all of your deadlines.
- D. Keep all correspondence from every school of interest and separate it into neat stacks. Remember, that letter you lose could be a scholarship notification!
- E. Get to know a college representative at your schools of interest. You need a contact person on campus, and you may need personalized help with problems or questions.
- F. Follow a college preparatory program in high school if at all possible.
- G. Talk to your parents – have a discussion regarding expectations, financial realities, and personal responsibility. Ultimately, college choice is a family decision.
- H. **MOST IMPORTANTLY:** Don't be afraid to ask questions! You are what makes a university tick. Be assertive, find out what you need to know and don't be afraid to ask tough questions.

QUESTIONS TO ASK COLLEGE REPRESENTATIVES

ACADEMIC MATTERS

- What are the admissions requirements to your institution?
- Does your college have a major in _____?
- Does my major have specific admission requirements beyond what is required for admission to the institution?
- What has been the success of your graduates in _____?
- What courses are required for incoming freshmen?
- How can I obtain a catalog for your college?
- If I have an academic problem, what kind of help is available?
- Do all students have faculty advisors? How are they assigned?
- Is there an honors program, and how does a student get selected?
- How does the honors program differ from the “regular” program?
- What is the average student load per semester for a freshman?
- What are the requirements for graduation? Two year? Four year?
- What grade point average must a student maintain in order to remain in your college?
- What are the policies concerning academic probation?
- When should a student declare a major?
- Can a student have two majors?
- What is the policy for class attendance?
- What is the average class size?
- Do instructors keep office hours?
- When do freshmen register for classes?

STUDENT LIFE

- What provisions are made to assure a safe campus?
- Must all freshmen live in residence halls?
- What are the housing exemptions?
- How well are the residence halls supervised?

- Please explain the visitation policy in the residence halls.
- What other regulations exist in the residence halls?
- How are roommates assigned, and how do I request a specific roommate?
- Are all students allowed to operate cars on campus? Is a parking permit required?
- What type of cultural programming outside of classroom activities does the University provide?
- What Christian organizations are available on campus, and how many students participate?
- What are the opportunities for social involvement?
- Are there fraternities and sororities, and what impact do they have on campus life?
- What professional organizations are represented on campus?
- What types of meal plans are available?
- What services are offered through the University Counseling Center?
- Does your college help its graduates find employment?
- Are there any special services for minority students?
- What do students do on the weekends?
- What intramural athletic opportunities are available, and how many students participate?
- How can I try out for an intercollegiate sport?
- When is the best time to visit your campus, and how do I arrange a visit?

FINANCIAL MATTERS

- What is the approximate cost of one academic year? What does this amount include?
- What scholarship opportunities are available?
- Are any fee increases predicted?
- What does the registration fee cover?
- When is the deadline to apply for financial aid and/or scholarships?
- How can I find a job on campus?

Wow! What An Essay!

Determine your audience

Imagine if you will, Mr. Jones, admissions counselor for Topnotch College, bleary-eyed, tie askew, pushing aside a cup of cold coffee to make room for the latest pile of applicant folders which he must read this afternoon before leaving for the weekend. The foot-high stack has 20 folders, and before he reaches yours, number 11, he will have read ten and have more to go before he finishes.

Mr. Jones is probably typical of admissions counselors during the hectic winter months when colleges receive and process hundreds of applications – tired, stressed, and overloaded. How then to catch his attention, to get him to sit up straight and to take notice?

Off to a good start

Begin with a strong sentence or two, designed to “hook” your reader and you will have his attention.

Avoid the superficial

Avoid generalized, impersonal accounts of events in your life. Concentrate on developing one idea at some depth instead of reeling off a laundry list of interests or activities. Don't be afraid to write of your thoughts and feelings, for by sharing those you reveal the person you are.

Keep it simple but engaging

Use short, clear sentences to express yourself in a natural way. A conversational tone, as one person talking to another, should be your aim. If you were writing a friend you would let your imagination and humor show, and you can do that in the essay too.

Essays can offset problem areas

Suppose you have some explaining to do about a weak spot elsewhere in your application – for example, a sudden dip in your grades the first semester of your junior year. You might want to give a witty account of your slip-up. Consider this example:

Life is what I learned about as a first semester junior. I experienced the meaning of the old adage, 'life is full of the unexpected.' Who would have guessed that I would fall in and out of love, not once but twice, get my driver's license and the flu – all in a few short months? I felt like a juggler trying to keep six plates in the air. Sometimes I kept things spinning pretty well, but in the end, a few did crash – namely, trigonometry and physics. Fortunately, with the help of a good tutor, I was able to piece those together, and get them back in the air by the end of the second semester . . . “

In summary, read and reread the essay question to make sure you understand what is being asked of you. Decide on your topic and your point of view. State your thesis, generally in the opening paragraph. Support your thesis in a few paragraphs, and write a conclusion which ties it all together. Your busy reader is likely to stop at the end of the first page; so should you.

After you've written a first draft, let the essay sit a day or two, then go back to revise and rewrite. **At this point, have a teacher or counselor read and comment on the piece.** As a final step, double-check your spelling and have it proof-read (preferably by someone whose writing skills you trust). Add the essay to the rest of your application and go *celebrate!* You deserve it!

GETTING THE RECOMMENDATIONS YOU NEED

If your college application requires recommendations, you can help yourself get the kind of references you want and need.

- FIRST, make a short list of a few teachers who know you well. Discuss with your counselor who will write your recommendation.
- If you are looking for something more than “Joe’s a great student and should do well,” you’ll need a teacher who knows what you can do in a particular area. When you ask him/her to write for you, suggest that he/she concentrate on the specific area in which he/she knows you. Most colleges want a recommendation from an academic teacher, not Bible or an elective.
- Ask yourself if that teacher is likely to be a good writer. Will he/she be interested enough to do a good job? Does he/she have the time? Other students may give you insights about teachers who put effort into their recommendations.
- If you find yourself having to approach a teacher you’re not completely sure is “on your side” and can fully support you, just ask outright. You want that letter to be a good reflection on you.
- **Allow at least two weeks;** four would be even better.
- Students will request recommendations in Naviance. Let the teacher know if there is something special you’d like highlighted. Remember, recommendations are requested to help colleges get to know you better.

CHECKLIST FOR A CAMPUS VISIT

A campus visit is highly recommended. Before you visit the campus, consider some of the options below. It is also important to develop a list of questions and plan specific activities in order to accomplish your goals.

- Meet with an admission officer.
- Verify admission requirements (tests and high school preparation).
- Discuss your chances for success in certain programs.
- Find out how to apply.
- Obtain a school calendar and a catalog.
- Determine college costs.
- Ask about financial aid opportunities, as well as deadlines, forms required, etc.
- Meet with faculty in the department of your intended major.
- Ask questions about academic requirements/offerings.
- Attend a class to get an idea of typical size, teaching style, academic atmosphere.
- Ask about the placement record for graduates in the field you might study.
- Identify career planning services for undergraduates.
- Tour the campus (be sure to check out the dorms, dining hall, library, etc.)
- Talk to students about the general academic environment and the amount and kind of study necessary for success.
- Find out what student activities (clubs, organizations, intramurals, etc.) are available and about campus life in terms of dating and social activities.
- Investigate transportation options.
- Juniors and Seniors have two college visit days to use each year. These do not count towards absences for finals exemptions. You must bring proof of your visit from the college for it to count as a college visit.

College Application Mistakes

Senior year is hectic, but don't let it affect the quality of your college applications. Take your time, pay attention to detail and plan ahead so you can meet the deadlines. Following are some of the top responses from counselors and admissions staff who shared the most common mistakes on college applications.

1. **Misspellings and grammatical errors** - If you misspell on something as important as the application, it shows that either you don't care or you aren't good at spelling. Some students even misspell their intended major. But don't stop with a spell check. Proofread for grammatical errors too.
2. **Applying online, but the application isn't submitted** – When you apply online, you should receive confirmation that the college or university received it. Confirmation could be an email message, a Web page response or a credit card receipt. Follow through and make sure that your application has been received.
3. **Not reading carefully** - For example, if the form asks what County you live in, don't misread it as Country and write United States.
4. **Listing extracurricular activities that aren't** – Those that make the list include sports, the arts, formal organizations and volunteer work. Make sure your activity information is accurate. Colleges may check with your high school.
5. **Not telling your school counselors where you've applied** – Let your counselor know which colleges you're applying to, and ask him or her to review your high school transcript before sending it to colleges. Sometimes transcripts have errors.
6. **Using an email address that friends might laugh about, but colleges won't** – Select a professional email address. Keep your fun address for friends, but select an address using your name for college admissions.
7. **Not checking your email regularly** – If you've given an email address, the college will use it. You don't want to miss out on anything because you didn't read your email.
8. **Letting Mom or Dad help you fill out your application** – Admissions people know if your parents help, especially if your admissions essay sounds more like a 45-year-old than a 17-year-old. It's fine to get advice, but do the work yourself.

ACADEMIC COMMON MARKET

The Academic Common Market is helping students in southern states, including Kentucky, to cut the costs of undergraduate and graduate study at out-of-state institutions. When you are interested in a major that is not offered at a public university in Kentucky, you may find what you need through the **Academic Common Market**. The arrangements that have been made between institutions in 14 states of the Southern Regional Education Board allow students to pay tuition at that institution's in-state rate while attending as a student at an out-of-state school.

To participate in the program, you must:

1. Live in one of the 16 SRED (Southern Region Education Board) states
2. Select an eligible program for residents of your state
3. Be admitted to the institution offering the program, and
4. Certify residency in your state.

Kentucky residents have ACM access to more than 230 programs in 14 states.

To sign up, go to the Web site for more information. Search the eligible ACM programs and institutions for your home state.

Contact the institution, apply for that program and get admitted. Then contact your ACM state coordinator, who will help complete the process.

If the program you are interested in isn't part of the ACM, just ask, you may be able to add the program you want. Contact the ACM state coordinator in your home state to learn whether the program may be added.

Your state coordinator is listed on the Web site: www.sreb.org/acm.asp

ALCOHOL, OTHER DRUGS, AND COLLEGE A PARENT'S GUIDE

So, your child is going off to college. This is a huge step for both of you, and you want to be sure your son or daughter chooses the “right” school. There are so many factors to consider: A large or small school? A rural or urban campus? How far from home? What majors are available? Cost?

As a parent you want to provide guidance in answering these questions. You will also have additional concerns that may not occur to your son or daughter. One important question is “What is the alcohol and other drug scene on campus?” Naturally, you will want your son or daughter to attend a college where he or she can focus on learning and enjoy a positive, healthy social life.

How can you tell whether a particular college is one where weekend alcohol-fueled partying regularly begins on Thursday night? Or where attendance is poor at Monday morning classes because too many students are hungover? Or where you son or daughter will have trouble studying or sleeping because of a roommate’s involvement with high-risk drinking?

There are no guarantees, but there are ways you can learn about a school’s efforts to prevent problems related to student alcohol and other drug use.

ASK QUESTIONS!

You have a right to know that a college is serious in its efforts to address alcohol- and other drug-related problems. Here are questions you should expect college officials to answer, with hard evidence to support their claims.

- What steps has the college president taken to provide visible, consistent leadership on this issue?
- Does the college have a clearly defined alcohol and other drug policy? What is it? What are the consequences for infractions?
- Will the administration inform parents if a student is disciplined or arrested for alcohol- or other drug-related infractions, or hospitalized for drug or alcohol use?
- What percent of students join fraternities or sororities? What is the school doing to reduce alcohol use among these groups, whose members tend to drink more heavily than others?
- What proportion of the athletics budget comes from the alcohol industry? (Accepting such money sends a mixed message to students.)
- What training do residential advisors have in identifying and helping students who may have alcohol or other drug problems?
- What percent of students are involved in community service? (Students who are involved in such activities tend to have fewer alcohol- and other drug-related problems.)
- What treatment and other services are available for students who have alcohol- and other drug-related problems?

VISIT THE CAMPUS

A visit to the campus is one of the best ways to find out about the alcohol and other drug scene. Be sure to discuss your concerns with your son or daughter before the visit. Help him or her understand why this issue is important.

Talk to current students and residence hall advisors. Ask what students do for fun on campus. Do many students participate in community service activities?

Check out bulletin boards and campus newspapers. Look for mention of alcohol and other drugs in notices, ads, articles, editorials, and letters to the editor.

COLLEGE STUDENTS ENCOUNTER PROBLEMS WHEN OTHERS DRINK TOO MUCH

60.5%	had study or sleep interrupted
53.6%	had to take care of a drunken student
29.3%	had been insulted or humiliated
20.1%	experienced an unwanted sexual advance (women)
18.6%	had a serious argument or quarrel
13.6%	had property damaged
9.5%	had been pushed, hit, or assaulted
1.3%	had been a victim of sexual assault or date rape (women)

Wander through the residence halls. Notice how students decorate their rooms. Are there many alcohol-related posters or pyramids of beer cans? Are trash cans filled with beer cans or bottles?

Talk to faculty members and campus security officers. Do they feel the administration is committed to dealing with problems related to alcohol and other drugs? How serious do they think these problems are?

Walk through the commercial neighborhoods near campus. Do bars and liquor stores seem to target students? Do they offer low-price “specials” that encourage drinking?

TALK WITH YOUR SON OR DAUGHTER

Campus climate is important, but ultimately it is up to your son or daughter to make responsible choices. Studies show that parents remain a key influence on college students. Your opinions and guidance can make a difference!

Listen. You won’t get far by lecturing. Ask your child to talk about alcohol and other drugs. Find out what concerns he or she has.

Make your expectations clear. College is a huge investment of time and money. Set clear expectations that your son or daughter will focus on academic work and personal development. Underage alcohol consumption and alcohol-impaired driving are illegal. Make it clear that you do not condone breaking the law.

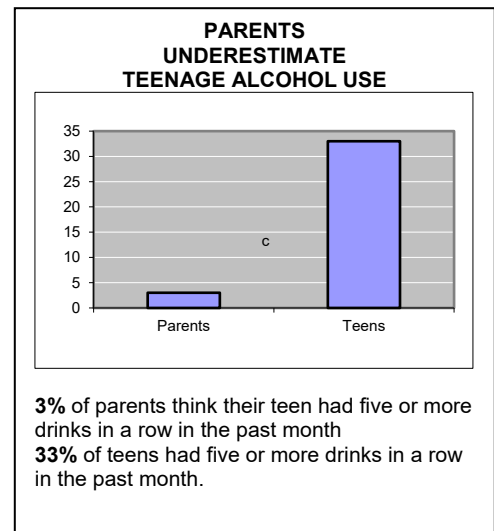
Offer information. Alcohol is toxic. Far too many students die every year from alcohol poisoning. Discourage dangerous drinking such as drinking games or fraternity or athletic hazing. Encourage your son or daughter to have the courage to intervene when someone else is engaging in dangerous drinking.

Help them take a stand. Every student has the right to a safe academic and living environment. Discuss ways to handle situations ranging from interrupted study time to assault or unwanted sexual advances. Help your son or daughter think about whether to approach the offender directly or whether to notify residence hall staff or other college or law enforcement officials.

Get and share the facts. Students grossly overestimate the use of alcohol and other drugs by their peers. Young adults are highly influenced by peers and tend to drink in amounts they perceive to be the norm. You can play a vital role in providing accurate information.

Encourage community service. Students who volunteer are less likely to abuse alcohol and other drugs. Point out the benefits of volunteer work – forming friendships, developing job-related skills, and knowing the satisfaction of helping others.


Be a good role model. Evaluate your own use of alcohol, tobacco, prescription medicines, and even over-the-counter drugs. Consider how your attitudes and actions may be shaping your son or daughter’s choice about whether or not to use alcohol or other drugs.



This guide is available on the Web at www.edc.org/hec. For more information about alcohol, other drugs, and violence protection on college campuses, contact:

U.S. Department of Education
Safe and Drug-Free Schools Program
www.ed.gov/offices/OESE/SDFS/

**The Higher Education Center for Alcohol
And Other Drug Prevention**
www.edc.org/hec/



COLLEGE AND YOUR **FAITH**

Christian Faith in College

Once your child steps foot on their college campus, the number of influences vying for their attention exponentially increases. Between class, community, and a collection of political, social, and cultural organizations, your child will have countless options for how to spend their time.

Unfortunately, many habits of their life before college become casualties to increased freedom, other interests, and an overall decrease in godly influences. According to multiple research studies, more than two-thirds (66%) of young adults stopped attending church between the ages of 18-22. Additionally, this study focuses on young adults that attended church regularly for at least a year in high school.

When asked about the main reason for their church departure, 34% of respondents cited moving to college as the primary motivation. Another 32% pointed to a consistent theme of hypocrisy or judgement from church members.

This data reveals a glaring shift in church attendance among college-aged kids. It's clear that previous commitment to church attendance drastically shifts during the college years. However, what's not so clear is why.

Sure, some college students might reference a poor experience with a church member. In other cases, they describe a schedule that simply doesn't have room for church. **Further still**, there are a handful that are completely done with trying church.

Citing these reasons and more, one ministry works harder than ever to reverse the trend of departure from attending church among college-bound kids.

Source: Focus on the Family. Features: Keeping Faith in College: Helping your Young Adults



MILITARY **OPTIONS**

The Military Option

Things to Consider

Probably the greatest single consideration to joining the military is the commitment of time you must make. While there are different plans for fulfilling the time requirements, you will make a commitment of four years. This can be met by a combination of active duty, active reserve, and inactive reserve.

Once you have enlisted, you have signed a contract; you can't just change your mind and walk out because you find the physical training too difficult or the living conditions unpleasant. Overall, however, all branches offer great incentives to those enlisting in today's peacetime military.

The Service Academies

The Army, Navy, Air Force, and Coast Guard have service academies that offer Bachelor of Science degrees and officer commissions to their graduates. The academies prepare students morally, mentally, and physically to be professional officers in the service. An appointment to an academy gives a student an outstanding education – paid in full. Upon graduation, academy graduates are commissioned as officers and must serve five years of active duty.

Bear in mind that the competition for appointments is very tough. Applicants need to begin their efforts no later than the middle of their junior year. Students must be nominated by members of Congress (except for the Coast Guard Academy).

ROTC Scholarships

Most college-trained officers come from Reserve Officers' Training Corps (ROTC) programs. All branches of the service offer ROTC scholarships that pay tuition, fees, books, and a monthly stipend. The awards may be for two, three, or four years. The scholarships enable qualified young men and women to attend the civilian college of their choice. Upon graduation, the young men and women receive commissions as officers in the service and must serve four years of active duty.

A Part-Time Soldier and a Full-Time Student/Citizen

The National Guard offers a chance to serve as both soldier and student or employed citizen through split training. Basic training requirements are given over two consecutive summer breaks for six weeks each summer. Service continues one weekend per month and two weeks each summer.

Those in the Guard receive a monthly salary and some educational benefits. Students who participate in the Student Loan Repayment Program can receive income and cash benefits up to \$25,000 during four years of college as a full-time student and part-time soldier in the Guard. This program can start as early as the second semester of the junior year of high school.

What is the ASVAB?

The Armed Services Vocational Aptitude Battery (ASVAB) is a multiple-aptitude battery designed for use with students in Grades Ten, Eleven, and Twelve, and in post-secondary schools. The military services use the results to identify students who potentially qualify for entry into the military and for assignment to military occupational training programs.

Things to Consider When Taking the Military Option

If you are interested in exploring military options, talk to an education specialist in the branch of service that interests you. You need to be very clear about the opportunities the service offers and the commitment of time that will be expected of you. Remember, when you enlist in the service directly or in the Reserve Officers' Training Corps, you are signing a contract that gives you certain rights, but it also includes specific responsibilities that you must fulfill.

Going Into The Military

Going into the military after high school has been a choice made by young men over the years. That option is open to young women today as well. This decision to “join up” can have many advantages.

What Are the Advantages?

Joining the military gives a young person an opportunity to serve his/her country in a great and historic tradition; military service is important to our country’s well-being as much in peacetime as in wartime. There are also few occupations that place responsibility on young men and women so early in their work life.


- ✓ Enlisting in any of the Armed Services – whether the Army, Navy, Air Force, Marine Corps, or Coast Guard – will also give you immediate and long-term personal benefits.
- ✓ Once you enlist as a private seaman or airman, you become eligible for two major sources of financial aid that will help you take college courses and get your college degree.
- ✓ The first category consists of programs you can take part in while you are on active duty – the in-service education. This could include taking courses at a nearby college at a 75 percent reduction in tuition, paid by your particular branch of the service, or earning college credit for completing a class such as radar tracking. In-service education could also include on-the-job training.
- ✓ The second type of aid available to enlisted service members is the after-service education. The new version of education benefits is called the Montgomery GI Bill. In effect since July 1985, this bill offers to match savings of service men and women. Those enlisted in the service are encouraged to save \$100 per month for the first 12 months of service. Upon completion of the tour duty, that person may receive \$300 per month of 36 months, a total of \$10,800 that can be used for further education after leaving the service.
- ✓ Help is also available if you want to become an officer, moving from enlisted status to officer training. You might do this through ROTC, a service academy, or Officer Candidate School, which leads to a commission.
- ✓ In addition to these educational benefits, you will also be learning skills through on-the-job training in your assignment.
- ✓ The military has always been a means to travel and to see some of the world, though not always under the best of circumstances.
- ✓ The military will provide a structured work setting, often living accommodations, and a moderate salary during your tour of duty. In a sense, that allows you to explore career opportunities, to develop maturity, and to plan for your future. Not a bad way to spend a few years!

If you are interested in enlisting, talk to a recruiting officer. Be sure to ask if you might qualify for the special “track” for highly qualified enlisted men and women.

How to get more Military Information

U.S. Naval Academy	1-800-638-9156
U.S. Air Force Academy	1-719-472-2520
U.S. Coast Guard Academy	1-800-883-8724
U.S. Marines	1-800-858-9271
National Guard	582-2065

AIM HIGH – United States Air Force (Information subject to change without notice.)

<p>Pilot and Navigator Qualifications</p> <ul style="list-style-type: none"> - Be 29 years old or younger when commissioned - Normal color vision for both pilots and navigators - Distant vision – Pilots uncorrected to 20/50 -- Navigators 20/200 but corrected to 20/20 - Near vision – Pilots uncorrected to 20/20 -- Navigators 20/40 but corrected to 20/20 - Have had no corrective eye surgery - No history of hay fever, or allergies after age 12. - Meet AF weight and physical conditioning requirements - Standing height of 64 to 77 sitting height of 34 to 40 inches - Qualifying scores on the Air Force Officer Qualifying Test - After training, Navigators serve six years; pilots, ten years 	<p>Scholarship Benefits</p> <ul style="list-style-type: none"> - All or Part Tuition (Annual Tuition Limits) <ul style="list-style-type: none"> -- (Type 1 Unlimited, Type 2 \$15000, Type 7 \$9000) - Over \$480 annually for Books - \$150 a month during school year <p>High School Scholarship Requirements</p> <ul style="list-style-type: none"> - HS unweighted GPA of at least 2.5 - ACT scores: Composite of 24, Math 21, Verbal 21 - SAT scores: Total 1100, Math 520, Verbal 530 - Application due December 1 of Senior Year 																														
<table border="0"> <tr> <td style="vertical-align: top;"> Air Force Benefits: Travel the world Tuition Assistance for Advanced Degrees Commissary and Base Exchange Shopping NonFlying Commitment only 4 Years </td> <td style="vertical-align: top;"> Learn Marketable Skills Medical and Dental Coverage 30 Days of Leave Each Year Retirement Benefits </td> </tr> </table>	Air Force Benefits: Travel the world Tuition Assistance for Advanced Degrees Commissary and Base Exchange Shopping NonFlying Commitment only 4 Years	Learn Marketable Skills Medical and Dental Coverage 30 Days of Leave Each Year Retirement Benefits	<p>In College Scholarship Requirements</p> <p>No Fs or 2 Ds semester prior If awarded scholarship applicant must pass Air Force physical and Air Force Officer Qualifying Test (AFOQT) and a physical fitness test Must be a US Citizen to activate scholarship Be under 27 on June 30 of commissioning year Credit given for time served in military</p>																												
Air Force Benefits: Travel the world Tuition Assistance for Advanced Degrees Commissary and Base Exchange Shopping NonFlying Commitment only 4 Years	Learn Marketable Skills Medical and Dental Coverage 30 Days of Leave Each Year Retirement Benefits																														
																															
<p align="center">Air Force Officer Career Fields</p> <table border="0"> <tr> <td>Pilot</td> <td>Air Battle Management</td> <td>Combat Control</td> </tr> <tr> <td>Aircraft Maintenance</td> <td>Space and Missile Operations/Warning</td> <td>Developmental Engineering</td> </tr> <tr> <td>Manpower & Quality Mgmt</td> <td>Communications</td> <td>Scientific Research</td> </tr> <tr> <td>Acquisition</td> <td>Services</td> <td>Logistics</td> </tr> <tr> <td>Transportation</td> <td>Air Field Operations</td> <td>Medical Corps</td> </tr> <tr> <td>Navigator</td> <td>Office of Special Invest</td> <td>Intelligence</td> </tr> <tr> <td>Force Protection</td> <td>Financial Management</td> <td>Civil Engineering</td> </tr> <tr> <td>Personnel</td> <td>Supply</td> <td>Contracting</td> </tr> <tr> <td>Weather</td> <td>Lawyer (JAG)</td> <td>Public Affairs</td> </tr> <tr> <td>Chaplain</td> <td></td> <td></td> </tr> </table> <p>More info: www.umass.edu/afrotc/Careers_Benefits/careers_benefits.html</p>	Pilot	Air Battle Management	Combat Control	Aircraft Maintenance	Space and Missile Operations/Warning	Developmental Engineering	Manpower & Quality Mgmt	Communications	Scientific Research	Acquisition	Services	Logistics	Transportation	Air Field Operations	Medical Corps	Navigator	Office of Special Invest	Intelligence	Force Protection	Financial Management	Civil Engineering	Personnel	Supply	Contracting	Weather	Lawyer (JAG)	Public Affairs	Chaplain			<p>Professional Officer Course Incentive</p> <p>For last 2 years in College if not on scholarship Maintain 2.0+ GPA, pass physical and AFOQT Pays up to \$30,000 for tuition and fees per year Pays \$450 annually for books Pays \$150 a month during school year</p>
Pilot	Air Battle Management	Combat Control																													
Aircraft Maintenance	Space and Missile Operations/Warning	Developmental Engineering																													
Manpower & Quality Mgmt	Communications	Scientific Research																													
Acquisition	Services	Logistics																													
Transportation	Air Field Operations	Medical Corps																													
Navigator	Office of Special Invest	Intelligence																													
Force Protection	Financial Management	Civil Engineering																													
Personnel	Supply	Contracting																													
Weather	Lawyer (JAG)	Public Affairs																													
Chaplain																															

<p>Contact Information</p> <p>Air Force ROTC Scholarship Application Kentucky Air Guard Air Force Enlisted Recruiter Air Force Academy Air Force OTS University of Louisville Bellarmine IU Southeast Spalding JCC</p>	<p align="center">Website</p> <p>www.louisville.edu/~afrotc www.afoats.af.mil/rotc.htm www.kyang.win.net www.af.mil www.academyadmissions.com www.ots.afoats.af.mil www.athena.louisville.edu www.bellarmine.edu www.ius.indiana.edu www.spalding.edu www.wv.jcc.uky.edu</p>
---	--

**Freshmen and Sophomores
If you are interested in the
United States Air Force Academy**

Enroll in honors/advanced placement classes

- English composition and literature
- All math to include trigonometry and calculus
- Science – biology, chemistry and physics
- Social Sciences – American history, economics, government
- Foreign language – two years minimum
- Computer science

Complete the online application at www.academyadmissions.com

- This gets you on the Academy and your liaison officer's mailing lists

Work hard to get the best possible grades

- Your GPA and class standing (must be in top third) are very important
- An "A" in an honors/AP course counts more than an "A" in a regular course

Improve your SAT/ACT scores

- Take PSAT as a sophomore
- Attend preparation courses or use an online prep program (see your counselor for resources)

Become involved in leadership positions in extracurricular activities

- Varsity sports – letter, captain, all-state
- Non-athletic – class president, Eagle Scout, Girl Scouts gold award, Civil Air Patrol
- Community service – Beta Club, church, volunteer activities

Get into and maintain excellent physical condition

- Work on upper body strength to include push ups and pull ups
- Be able to run 3 miles in 24 minutes

Learn as much as you can about the Academy

- Read the catalog (all of it)
- Talk to cadets and graduates

Juniors
If you are interested in the
United States Air Force Academy

Contact your admissions liaison officer for information and literature

Take SAT and ACT in the fall and spring

- SAT code for Academy – 4830
- ACT code for Academy – 0530

Apply for Summer Seminar from December 1 to March 15

- Provides an opportunity to see what the Academy is like
- Must be in the top 25 % of your class and have qualifying PSAT/SAT/ACT test scores

Complete the online application at www.academyadmissions.com

Request a nomination from all sources for which you qualify

- As a minimum: both U.S. senators, representative, and vice-president

Register for honors/advanced placement courses in math, English, and science

Prepare for Physical Aptitude Exam (PAE)

- Have someone give you a practice test with 2 minutes between events
- Work on pull-ups (flexed arm hang for females), sit-ups, basketball throw, standing long jump and running (shuttle run)
- It's a graded test (not pass-fail) so do your best

Start AFROTC scholarship application June 1st (after junior year) at www.afrotc.com

- Choose your dream college and two reasonably-priced colleges
- Select three majors from the list on the online application. Make sure your college choices offer those majors!

Learn as much as you can about the Academy

- Read the catalog (all of it) and talk to cadets and graduates

Seniors
If you are interested in the
United States Air Force Academy

Take SAT and ACT in the summer and fall

- SAT code for Academy – 4830, ACT code for Academy – 0530

Complete the online application at www.academyadmissions.com if you haven't already

Request a nomination from all sources for which you qualify

- As a minimum: both U.S. senators, representative, and vice-president
- Complete all the paperwork they require to select their nominees – their deadline is usually early in the fall, so get it done in the summer if you can

Register for honors/advanced placement courses in math, English, and science

Schedule and complete your medical exam as soon as possible

- Find out if you are pilot-qualified (or why you are not) and let me know
- Contact me if DODMERB disqualifies you or requires additional information/exams

Prepare for the Physical Aptitude Exam (PAE)

- Practice pull-ups (flexed arm hang for females), sit-ups, basketball throw, standing long jump and running (shuttle run) with only 2 minutes between events
- Schedule a coach or PE teacher to administer the test for you and let me know when it will be so I can come watch you

Start AFROTC scholarship application at www.afrotc.com

- Choose your dream college and two reasonably-priced colleges
- Select three majors from the list on the online application. Make sure your college choices offer those majors!
- Complete the counselor certification form and have your counselor send it in with an official transcript as soon as possible.

Prepare a resume of your activities and accomplishments and send it to me

- Use this to help you prepare for your formal interview with me

Learn as much as you can about the Academy

- Read the catalog (all of it) and talk to cadets and graduates

United States Coast Guard Academy

Appointments are tendered on the basis of nationwide competition without congressional nominations or geographical quotas. Applications must be submitted prior to December 15. Candidates must arrange to participate in either the SAT I or ACT prior to or including the December administration.

Appointments are based on the candidate's high school record, performance on either the SAT I or ACT, and leadership potential as demonstrated by participation in high school activities, community service and part-time employment. Most successful candidates rank in the top quarter of their high school class and have demonstrated proficiency in both mathematical and applied science.

Candidates must be 17 to 23. Candidates must be assured of high school graduation by June 30.

Coast guard cadets obtain an excellent undergraduate education at no personal expense. In addition, they receive pay and allowances for living expenses. The academy curriculum emphasizes engineering and science and leads to a Bachelor of Science degree. Graduates of the academy are commissioned as ensigns in the United States Coast Guard.

Under the Department of Transportation, the Coast Guard performs a variety of missions including search and rescue, maintenance of aids to navigation around the globe, operation of icebreakers, enforcement of maritime law, boating safety and marine environmental protection.

To obtain an application or further information, visit the Web site at www.cga.edu, call 1-800-883-8724, or write the director of admissions, U.S. Coast Guard Academy, 31 Mohegan Avenue, New London, CT 06320.

The more you know about what ROTC scholarships have to offer, the more comfortable you may be discussing this option with your students.

First rate education.

The Reserve Officer Training Corps (ROTC) offers full and partial scholarships in two-, three-, or four-year increments, at more than 1,500 colleges and universities. Full scholarships cover the entire cost of tuition and fees, even at private institutions where costs can be quite high. All ROTC scholarships provide funds for books, most required fees, and even some spending money each month.

Options and skills.

Not only can students choose the Service that suits them best – Army, Navy, Air Force, or Marine Corp – as an officer, there are hundreds of career options available: pilot, lawyer, personnel manager, oceanographer, nuclear engineer, journalist . . . to name just a few examples.

Rank and privilege.

As ROTC college graduates, students will become commissioned officers, with guaranteed jobs, built-in promotions, and career growth potential.

Leadership.

ROTC training prepares young men and women for almost anything. It can help them develop leadership skills, handle important assignments and equipment, and take on responsibility . . . qualities your students can carry into the civilian world should they ever decide to leave the military.

U.S. Naval Academy

Follow these six steps:

1. Meet the basic eligibility requirements:

You must be a U.S. citizen of good moral character, at least 17 years old, but not past your 23rd birthday on Induction Day (typically July 1st) during the year you enter the Academy. You must be unmarried, not pregnant, and have no legal obligation to support a child or other dependent.

2. Obtain a nomination:

Nominations are usually obtained from members of Congress, but students are encouraged to apply to all available nomination sources. First apply to the representative from your congressional district and both state senators. Sample application letters can be found in the Naval Academy catalog and on our website, www.usna.edu. Submit your application letters during the spring of your junior year. Most congressmen submit their official nominees to the Naval Academy during the fall, but have up until January 31st of an applicant's senior year. You do not have to know a congressman personally, nor do you need political influence to receive fair consideration.

3. Qualify academically:

This begins by returning your Preliminary Application to the admissions office at the Naval Academy. Once received, your SAT-I, ACT, or PSAT scores will be screened to determine competitiveness. These students are designated "candidates for admission" and mailed an application package. Candidates are also scheduled for a medical examination.

Once you complete the application package, the Admissions Board will review your record including your high school transcript, extracurricular activities, and athletics. Course work should include four years of math, four years of English and a year of history, chemistry and physics. Two years of a modern foreign language are also recommended.

4. Qualify medically:

You will be scheduled for a medical examination as soon as you become a candidate. Your appointment information will be mailed to you. Exam results are forwarded four to six weeks later. Generally speaking, healthy candidates with normal vision have little difficulty passing the exam.

5. Qualify physically:

Complete the Physical Aptitude Examination found in your application package. There are five parts: pull-ups or flexed arm hang for women, push-ups, a 300 yard shuttle run, a standing broad jump, and a kneeling basketball throw. A physical education instructor can easily administer the test.

6. Selection for Appointment:

Students with at least one official nomination who are qualified academically, medically and physically compete for appointments. Over 10,000 students start the application process. Approximately 2,000 become qualified in all areas and receive a nomination. About 1,500 of the most qualified students are offered appointments to the United States Naval Academy.

United States Military Academy

To become a cadet you must meet the requirements specified by public law and must be qualified academically, physically and medically. Each candidate must also obtain a nomination from a member of Congress or from the Department of the Army.

As a candidate you are evaluated for admission on the basis of academic performance (high school record and SAT or ACT scores), demonstrated leadership potential, physical aptitude and medical qualification. West Point seeks a class composition of top scholars, leaders, athletes, soldiers, women and minorities to maintain a diversified collegiate environment and student body. Candidates with outstanding qualifications in one or more areas and those who have extenuating social or financial disadvantages that create limited athletic, academic, or leadership opportunities receive special consideration for admission to the incoming class.

To apply for admission, applicants should accomplish the following steps:

STEPS TO WEST POINT:

1. Determine whether you meet the basic requirements
2. Apply for a nomination.
3. Start a file at West Point.
4. Fill out USMA forms.
5. Follow up on the nomination process.
6. Complete testing, including:
 - ACT and SAT
 - Qualifying Medical Exam
 - Physical Aptitude Exam
7. Monitor the evaluation and status of application.
8. Visit West Point on a Candidate Orientation Visit.
9. Prepare for entrance to USMA.

What You Need to Know About Registering with Selective Service

What is Selective Service?

The Selective Service System is a government agency whose job it is to provide untrained manpower for the Armed Forces if there's a national emergency.

What is Selective Service Registration?

By registering, you add your name to a list of all the men in the nation, ages 18 through 25. The list would be used to identify men for possible military service in case of a national emergency.

What happens if there's a draft?

There hasn't been a draft since 1973. If there were an emergency sufficient for Congress to order another draft, Selective Service would conduct a birthdate lottery to decide the order in which to call men. Those who turn 20 during that calendar year would be called first in a sequence determined by the lottery. If more men were needed, those 21 to 25 would be called, youngest first.

Who is required to register?

The law says that all 18-year old men (including U.S. citizens living abroad and non-citizen immigrant males 18-25 residing in the U.S.) must register. The only young men exempt from registration are non-citizen males who are in the U.S. temporarily as tourists, diplomats and their family members or foreign exchange students; incarcerated or institutionalized men; men on active duty in the Armed Forces; and students at U.S. military academies.

Why don't women have to register?

Our nation only registers men. This has always been the case. Selective Service law as it presently is written refers specifically to "male persons" in stating who must register and who could be subject to a draft. Therefore, Selective Service procedures do not apply to women. In order for women to be required to register with Selective Service, Congress would have to change the wording of the law.

What if I don't register?

You are breaking the law. If prosecuted, you could be sent to prison for up to 5 years and may be fined up to \$250,000. In addition, if you fail to register, you cannot qualify for federal student grants or loans for college, job training benefits and many state and federal jobs.

Is registration hard?

No. In fact it's never been easier. A young man can register with Selective Service in less than 2 minutes via the Internet at www.sss.gov. You can also register by going to your local post office and completing a registration form. It's as simple as filling in your name, address, telephone number, date of birth and Social Security number. Registration forms should be available in your local recreation or social service center, school's guidance or registrar office, or you may receive a form in the mail. Simply complete it and mail the form to Selective Service.

When should I register?

Within 30 days of your 18th birthday. If you cannot register on time because you are hospitalized or in prison, you have 30 days in which to register after you are released. If 30 days have already passed since your 18th birthday, **register** immediately, either **on-line** or at your post office. Although Selective Service will accept a late registration, the longer you wait, the longer you are breaking the law and jeopardizing your future benefits.

How do I prove I registered?

When registering via the Internet, you will receive your Selective Service number immediately. That number is your proof of registration – for safe keeping, jot it down. You will receive a Selective Service card by mail within 2 weeks confirming that number. (Note: If you registered by mail, you will receive a card confirming your registration within 60 – 90 days.) If you don't get your card within 90 days, write to:

Selective Service System
Registration Information Office
P.O. Box 94638
Palatine, IL 60094-4638
Or call 1-847-688-6888



ATHLETICS AND **COLLEGE**

NCAA Eligibility Center

Register online at www.eligibilitycenter.org

Students who want to participate in NCAA Division I or II athletics must be certified by the NCAA Clearinghouse. If you hope to play NCAA sports, you should start the certification process by the end of your junior year or early in your senior year.

ACT/SAT Scores must be provided to the Clearinghouse by listing "9999" as the code on the registration form for the test or scores will be accepted as listed on your transcript.

- The student must file a ***Student Release Form*** with the Clearinghouse with an accompanying \$50 fee. (Students who have received waivers on the ACT/SAT are eligible for a waiver from the Clearinghouse fees.)
- Documentation of all initial-eligibility requirements for Divisions I and II and academic

records must be certified by the NCAA Clearinghouse. Once all the information is received, the Clearinghouse will make a certification decision and report that to the student and to the NCAA member institutions that request it and to which the student has authorized release of the information.

For additional information, contact:

NCAA Eligibility Center
Certification Processing
P.O. Box 7136
Indianapolis, IN 46207-7136
Phone: 877-622-2321
www.eligibilitycenter.org

High School Information

School Code: 181523
School Name: Christian Academy of Louisville
Address: 700 South English Station Road
City, State: Louisville, KY 40243-3917

NCAA does not require a High School transcript submission until a student has completed 6 semesters (at the end of the junior year). Please do not request a transcript for NCAA before this time.

Instructions

The NCAA has approved the following courses for use in establishing the initial-eligibility certification status of student-athletes from this school.

NCAA legislation permits a student to receive credit for a core course only one time. As a result, if a student repeats a core course, the student will only receive credit once for the core course, and the highest grade earned in the course will be included in the calculation of the student's core course grade point average. Like wise, if a student completes a course that is duplicative in content with another core course, the student will only receive credit for one of the duplicative courses, and the course with the highest grade earned will be included in the calculation of the student's core course grade point average.

High School Course Information:

English

Course Title

English I & Honors English I
English II & Honors English II
English III & Honors English III
English IV & Honors English IV
AP English Language and Composition
AP English Literature and Composition
Mythology

Social Science

Course Title

Economics, Honors Economics & AP Economics
Geography
Introduction to Psychology & AP Psychology
U.S. Government & Honors U.S. Government & AP Government
U.S. History & Honors U.S. History
AP U.S. History
World Civilization & Honors World Civilization & AP World History
AP Human Geography

Mathematics

Course Title

Algebra I & Honors Algebra I
Algebra II & Honors Algebra II
Geometry & Honors Geometry
Honors Calculus
AP Calculus
AP Statistics
Precalculus & Honors Precalculus

Natural/Physical Science

Course Title

Anatomy and Physiology & Honors Anatomy and Physiology
Biology & Honors Biology
AP Biology
Chemistry & Honors Chemistry
AP Chemistry
Physics, Honors Physics & Conceptual Physics
Biomedical Innovations
Human Body Systems
Medical Interventions
Principles of Biomedical Science & Principles of Biomedical Science/Biology
Engineering Essentials | Introduction to Engineering Design
Principles of Engineering

Additional Courses

Course Title

Latin I, II
Spanish I, II | Honors Spanish I, II, III
World Views
World Religions

NAIA Eligibility Center

Eligibility Center FAQs

What is the NAIA Eligibility Center?

The NAIA Eligibility Center is responsible for determining the NAIA eligibility of first-time student-athletes. Any student playing sports for the first time must meet the eligibility requirements. Students must have their eligibility determined by the NAIA Eligibility Center, and all NAIA schools are bound by the center's decisions.

Who needs to register?

Every student interested in playing sports at NAIA colleges for the first time needs to register and have a determination if they are eligible to play. This applies to:

***High school seniors**

***Transfers from two-year colleges**

***Transfers from four-year colleges**

What happens when I register?

You'll create a **personal profile** with the basic facts about your academic history and sports participation to date.

You will also have the opportunity to provide more in-depth information about your experience and accomplishments, plus the type of college you have in mind – size, location, areas of study and extracurricular activities.

Then, we will provide a list of NAIA colleges that match those interests. You can choose to have your profile sent directly to the schools, coaches and admissions offices that you choose. It's a personal connection, and you are in control.

What Information will I need to provide?

You will need your current contact information, previous residences and addresses, high school attended and history of sports participation during and after high school.

When you register for the ACT or SAT, include the NAIA Eligibility Center (9876) on the list of places test scores should be sent.

Ask your high school counselor to send the NAIA Eligibility Center a **final official transcript** that verifies high school graduation and cumulative grade point average.

Do I need to register if I am registering with the NCAA Eligibility Center?

Yes. Determining if you meet eligibility requirements for NAIA eligibility is separate from NCAA eligibility certification. The NAIA and NCAA are two separate associations, with two different sets of rules and certification processes.

What are the costs?

There is a one-time nonrefundable **registration fee**, and all services of the NAIA Eligibility Center are included.

The Student-Athlete

In order to keep the student in student-athlete, first, there is a struggle to keep your mind on your class work. Using your time wisely, making time to study and keeping up your grades will probably take constant effort.

If academic work seems demanding, you may be tempted to spend your free time practicing that pass or hook shot instead of studying. After all, who gets cheers for finishing a chemistry lab or writing a good book report? But consider this: The courses you take will probably mean more as you become an adult than all your victories in sports.

If you hope to play college sports, you must get a clear understanding of the regulations about academic eligibility, financial aid, and recruiting in the different NCAA divisions. Sound tough? It is, but you didn't get to be a competitive athlete by taking the easy way out. You can make much of your own good luck by keeping your sports in perspective, by talking to your parents, coaches, and other adults who can help you look at the *big* picture, and by keeping up your academic work as well as your sports practice.

Eligibility Requirements for NCAA Division I and II

Documentation and academic records of all initial-eligibility requirements for Division I and Division II must be certified by the NCAA Initial-Eligibility Clearinghouse.

Financial Aid for Athletes

- Student-athletes at Division I or II colleges may receive tuition and fees, room and board, and books for each academic year. You are eligible for this aid as a freshman if you have met the guidelines.
- No athletic scholarships are guaranteed for four years. Each scholarship is awarded for one academic year. It may be renewed each year for a maximum of five years in a six-year period.
- In some cases, you may receive additional financial assistance from grants or loans. Your college's financial aid office can give you more information.

- Any additional scholarships, grants, or loans must be reported to the school's financial aid office.
- A student-athlete's aid at a Division III college is based on financial need only and may not be awarded because of athletic ability.

Recruiting

The rules for recruiting vary between Division I and II. If you hope to be recruited, it is very important for you and your family to have a clear understanding of acceptable behavior. Because *the rules are very specific and must be clearly understood*, you should seek out the NCAA eligibility publication where they are listed in detail.

For a detailed description of the rules of academic eligibility, core curriculum interpretations and other related information, see the following publication: *Guide to the College Freshman Eligibility Requirements for NCAA Divisions I and II Institutions*. This is probably available through your coach, your guidance counselor, or it may be obtained by writing the National Collegiate Athletic Association at the address below:

The National Collegiate Athletic
Association
6201 College Boulevard
Overland Park, KS 66211-2422
Phone: 913-339-1906
<http://www.ncaa.org>

For a complete description of academic eligibility requirements, financial aid, and recruiting rules, see the following NCAA publication available at the same address: *NCAA Guide for the College-Bound Student-Athlete*.

Other sources of information include the admissions officers and the athletic academic counselor in the athletic department at the school where you plan to enroll.

National Association of Intercollegiate Athletics

There's another conference that student athletes need to know about. The National Association of Intercollegiate Athletics is made up of approximately 425 fully accredited four-year colleges and universities throughout the United States and Canada. Several independent colleges in Kentucky are members of this conference. The Association publishes a brochure outlining basic eligibility regulations, financial aid policies, tryout rules, and recruitment policies. For a copy, write or call:

National Association of Intercollegiate
Athletics

6120 South Yale Avenue, Suite 1450
Tulsa, OK 74136
Phone: 918-494-8828
Fax: 918-494-8841
<http://www.naia.org>

According to *On the Mark, Putting the Student Back in Student-Athlete* by Richard E. Lapchick, only 1 in 50 high school athletes will get a scholarship to play in college. Of those who get athletic scholarships, fewer than 30 percent graduate from college. Only one in 12,000 high school players makes it to the pros. Can you beat these odds?

Small College Scout.com is a FREE website dedicated to helping student-athletes find a place to play sports at the NCAA Division 2, 3 NAIA and Junior College levels. All you have to do is login and register the student-athlete's information. They will instantly be exposed to hundreds of small college coaches across the country that are looking for student-athletes for their programs.



FINANCIAL AID,
SCHOLARSHIPS
AND EDUCATIONAL
OPPORTUNITIES

FINANCIAL AID: UNDERSTANDING THE NEED

To unravel the mysteries of financial aid, you must begin at the beginning. There are two broad categories of financial aid. One is **need-based**; the other is **merit-based**. You must apply SEPARATELY for need-based and merit-based aid to receive consideration for both. Some merit-based aid (scholarships) offered by institutions or organizations has early deadlines. Be sure to file any applications on time.

a. The majority of aid supported by tax dollars at both the federal and state levels is need-based. **Need** is the difference between what it costs to attend a school and what you, as a student, and your family are expected to pay. You might think of this as a formula:

$$\begin{array}{r} \text{Cost of Education} \\ - \text{Family Contribution} \\ = \text{Need} \end{array}$$

Need is demonstrated once the “family contribution” has been determined by a formula called the Congressional methodology. Families are expected to pay school costs equal to the “family contribution.” The “demonstrated need” becomes the basis for need-based aid.

b. Merit-based aid may be awarded solely on the basis of academic record or outstanding ability in many areas. In some instances, the eligibility requirements may also include need. If you receive merit-based aid from any source, this will reduce your need for federal and state funds.

Cost of education (or cost of attendance) is the total of basic educational and living expenses while attending school. That figure is set by each institution and will vary from one school to another, depending on the basic costs of tuition, room and board, transportation, fees, and other expenses.

Family contribution is the amount your family is found to be able to pay based on information you submit on the appropriate financial-aid forms you can obtain from your school Guidance office or the Financial-Aid office of the post-secondary institution you might attend. You will find out the expected family contribution when your needs analysis has been completed and returned to you, usually four to six weeks after you send in the form.

The income and certain assets of parents and students (and spouses of married students) are the sources of the family contribution. Once the family contribution has been determined for a school year, that figure remains the same whatever the cost of attendance at any college or technical school.

Need will change, depending on the cost of education at any given school. (Remember, you will subtract the same amount of family contribution in each calculation.)

What is Financial Aid?

Financial aid is money provided to students to help pay for higher education, whether college or vocational training. Most aid is based on the ideas that (a) the cost of education is primarily the family's responsibility and (b) financial need must be demonstrated. By filling out the appropriate form acceptable to your school, you will find out if you have need and if you are eligible for need-based aid. *Be sure you are using the forms specified by the school you have selected, as different schools may have different requirements. You must fill out a financial-aid form every year you wish to apply for financial aid.* Apply as soon as possible after the first of the year, after income tax information is available.

How is money made available?

Financial aid comes in five basic packages:

1. **Need-based grants:** Money in these packages bring lots of smiles. Why? Because they are GIFTS – for real – they don't have to be repaid as long as you fulfill your commitments (i.e. stay in school).
2. **Scholarships:** Another welcome source of aid, scholarships generally do not have to be repaid. Actually, some scholarships do expect something in return, perhaps to major in a particular field, to march in the college band, to play football, or to keep making top grades – whatever got you the award/scholarship in the first place. Some scholarships are awarded on the basis of merit and need.
3. **Convertible scholarships/loans:** This aid starts as a scholarship that you don't have to repay as long as you fulfill the terms of the agreements, such as teaching, for a period of time. But if you change your mind and decide you'd rather be an actor, cowboy, nanny, ANYTHING other than a teacher (or whatever you agreed to), the scholarship converts to a loan that you must repay with interest.
4. **Work-study:** This part of a financial-aid package is work arranged by the school, which lets you earn money to help pay for school expenses. (Work you find on your own is not financial aid as such, but it counts as income that you will report on the next financial-aid form.)
5. **Loans:** Most of the packages offered by institutions contain some loans. A loan is borrowed money that must be repaid with interest. What makes the government loans desirable is their favorable terms – repayment usually doesn't start until after you leave school or drop below one-half time student status, and the interest rate is lower than standard bank rates. PLUS, and the new unsubsidized Federal Stafford Loans that are not need-based, have different terms.

Who are the players?

- **Students:** You, in this case, and what matters most when it comes to financial aid is your dependency status. Are you a **DEPENDENT STUDENT** or an **INDEPENDENT STUDENT**? That important determination is made by very specific federal guidelines. You do not get to choose to declare whether you are dependent or independent. A *dependent student* is at least partially dependent on his/her parents for financial support. That means that your income and assets and those of your parents are used to develop the amount your family is expected to contribute to school costs. Many factors are considered in this determination. An *independent student* is not financially dependent on parents. If you are independent, only your assets and income (and those of your spouse, if you are married) are considered in the family contribution to school costs. There are certain conditions that must be met to be considered independent. The section on student status of the financial-aid form contains a series of questions required by the federal government to determine dependence.
- **Parents:** What financial-aid analysis people want to know most about your parents is how much mom and dad can contribute to the costs of your education. To find that out, they first want to know if your parents are **MARRIED**, **SEPARATED**, or **DIVORCED**. If both parents are living and married to each other – the income and assets of both will be counted in the family contribution. If parents are divorced or separated – the income and assets of the parent with whom you lived the major part of the academic year will be counted, not the other parent.
- **Colleges:** Colleges are public or private. Keep in mind that public colleges' tuition costs less, but private colleges often can be creative with their financial-aid plans in order to help students meet the higher cost. Private colleges have more choices about how they spend their own money, and this might affect your financial aid.

- **The Needs Analysis Service:** Those financial-aid forms don't disappear into a black hole. They go to an agency that uses a formula to analyze the information you have submitted. A federally mandated summary will be sent to you. More detailed reports go to the schools you name. The forms are retained and may be audited. Accurate reporting is very important.
- **Financial-Aid Officer (FAO):** If you're headed for college or vocational school after high school, the most important person on that campus – in terms of money – will be the financial-aid officer (FAO). The FAO can exercise professional judgment and change the family contribution spun out in the needs analysis – but only if you present well-documented reasons, of course. The officer can decide how your financial-aid package is structured. Will you get scholarships or grants or work-study or loans? Doesn't it make sense to know and to work closely with this player?

Twenty Questions About College Financing

Here is a list of what you need to know, and when you need to know it:

Phase 1: Applying to college

As soon as you have compiled a list of colleges that match your academic and personal criteria, you should begin to consider financial assistance. You can find much of this information in this book, or by calling the college's admission and financial aid advisers:

1. What are the average costs for tuition and fees, books and supplies, room and board, transportation, and other personal expenses for the first year? What are the ranges of room (single, double) costs, board costs (21 meals?), and special tuition rates (flat rate 15-18 credits, etc.)? By how much will total costs increase each year? (A three-to-five year printed history of tuition and fee increases as well as room and board increases should be available.)
2. Does financial need have an impact on admission decisions?
3. Does the decision to apply for early admission affect financial aid?
 1. Does the institution offer financial aid programs as well as merit or other scholarships that do not include consideration of financial need? How and when should applications for need based and merit aid be completed?
 2. What noninstitutional sources of aid and information are available? (Check with the financial aid office regarding fee-based sources.)
 3. What application forms are required to complete the financial aid process? What is the priority deadline for applying for financial aid? When will the student be notified about financial aid decisions?

Phase 2: Choosing a college

During this phase, you will be deciding which college has the best academic, social, and financial fit. To make this

decision, the college financial aid offices should supply the following information:

4. How much financial aid will the student receive? Will he or she be billed for his or her share of the costs? Are there any other costs not accounted for in the aid offer that the student should plan for, such as expenses for books, room and board, transportation, or personal needs?
5. If the student (or parents) cannot meet the financial responsibilities from current income or assets, what financing options are available to help them pay their share?
6. Will the financial aid office provide each student with an explanation of how his or her expected family contribution, financial need, and award package was determined?
7. If the financial aid award package is insufficient to make it possible for the student to attend this college, under what conditions, if any, will the aid office reconsider their offer?
8. What are the terms and conditions of the aid programs included in the student's award package (e.g., treatment of outside scholarships, loan repayment policies, renewal criteria, etc.)? Regarding renewal, what are the academic requirements or other conditions for the renewal of financial aid, including scholarships?
9. How will the student's aid package change from year to year? Will loan amounts increase? What impact will cost increases have on the aid package? What will happen if the student's financial situation changes? What will happen if the student's or another family member's enrollment status changes?
10. What amount of student loan debt does your typical student borrower have once he or she finishes college?

Phase 3: Before leaving home

By the end of this phase, it should be clear to you what your financial obligations are and how you will meet them. The financial aid and/or business office of your chosen college should be helpful in answering the following questions:

14. When can the student/family expect to receive bills from the college? How many times a year will they be billed? If the bill is not paid by the deadline, will there

be penalties? Does the college accept payment by credit card? Is there an option to pay monthly?

15. Is all financial aid credited to the student's account, or will the student receive checks for some or all of the financial aid awarded? What about student employment earnings? If aid exceeds billed charges, how does the student receive the funds?
16. How much money will the student need during the first week of school for things such as books, a parking permit, etc? Can the student use financial aid to pay for books and supplies? Can books and supplies be charged to the student's account? What typical out-of-pocket expenses do most students have during the year?

17. Is information provided to students regarding budgeting resources, money management, and credit card usage?
18. Are there banking services with fee-free ATMs and/or check cashing on or near campus? Does the campus have a debit card?
19. Will the college be responsive to mid-year changes in family financial situations?
20. Regarding student employment, including Federal work-study: How are jobs assigned? How many hours per week will a student be expected to or allowed to work? How often and in what manner will students receive earnings payments? Will earnings be automatically credited to the student's account?

FREE FINANCIAL AID WORKSHOPS CAN HELP TRANSLATE DOLLARS FOR COLLEGE

Today, there are many sources of financial aid that can help ease the pressure college costs place on the family budget. To help you with financial planning, Jefferson County Public Schools, the Kentucky Higher Education Assistance Authority (KHEAA), the Kentucky Higher Education Student Loan Corporation (The Student Loan People), PNC Bank, Bellarmine University, Jefferson Community and Technical College, Spalding University, Sullivan University, and the University of Louisville invite parents and students to attend a free financial aid workshop.

Presenters will review the current Free Application for Federal Student Aid (FAFSA), which must be used to apply for most federal and state student financial aid programs. They will also discuss how to apply for grants, scholarships, loans, and work-study programs.

These workshops are offered as a public service **regardless of your college choice**. Call the colleges for dates.

For online information about student aid programs and KHEAA publications, visit www.kheaa.com.

Use the Web to Apply for Financial Aid

You do not have to pay to apply for federal student aid. You only have to complete the fafsa information at www.fafsa.gov. Complete the form as soon as possible after October 1. You will get your results days faster than you would by mail. Because answers are edited automatically, you'll make fewer mistakes and your school will be able to tell you sooner if you qualify for aid. Your data is secure.

TIPS ON HOW TO GET SCHOLARSHIPS

Colleges and universities have a great many non-need-based scholarships to offer each year. The scholarships usually fall into one of five categories: scholastic, religious, alumni, or special-interest scholarships.

I. Scholastic Scholarships

What do colleges and universities look for when deciding who gets a scholastic award?

1. High grade-point average
2. High ACT/SAT scores
3. Strong communications skills (especially women)
4. Strong recommendations from teachers, counselors, principals, pastors, etc.
5. Definite career objective

Outside the obvious of having to be a strong academic student, here are some tips for getting maximum consideration for scholastic awards:

- Take the essay very seriously if you want the committee to consider you seriously.
- Make yourself known to the people who are awarding these scholarships. (Committees don't know individuals; they usually look at written essays and strongly consider the advice of the people on the committee who know them.)
- Set yourself apart from the crowd in leadership capacities.
- Line up references that could be influential (principals, teachers, counselors, alumni, etc.)
- Sharpen your interview skills at home, before you get to campus. NEVER answer "Yes" or "No." ALWAYS explain your answers fully. If you make a good impression at the interview, you will have a good chance.

II. Independent Scholarships

- Community Foundation of Louisville: cflouisville.org
- Fast Web: fastweb.com
- Going Merry: goingmerry.com
- Naviance: Naviance.com (Colleges/Scholarships & Money/National School Search)
- Counselors post scholarship opportunities on CAL daily announcements

III. Religious Scholarships

Most all private schools have a religious affiliation. Even some state schools may have scholarships for a particular denomination.

- Some private schools in Kentucky report scholarships for denominational affiliation alone.
- There are some large sums of money out there tied to religion. Ask a lot of questions.
- Go to pastors and youth ministers; they may know about scholarships from the church association or other religious organizations.

IV. Alumni Scholarships

Sons and daughters of alumni may be missing out on a GOLDEN opportunity with alumni scholarships. Schools are interested in enrolling the children of alumni.

V. Special-Interest Grouping

1. Ethnic Groups
 - a. Minorities
 - b. International origin
 - c. Students with foreign language skills
2. School Organizations
 - a. Editor of school newspaper
 - b. Editor of yearbook
 - c. Student government officers
3. Athletics

Any sport may have scholarships.
4. Academic Majors

Most schools will offer scholarships to students in particular majors. Any one of the sciences would seem to be the leading major for these awards.
5. Veterans Administration

Outside the government-subsidized programs, some institutions offer scholarships to children of veterans.

This list is by no means all-inclusive, but should give parents and students an idea of where to begin. Always contact Admissions and Financial-Aid offices to find out what individuals may qualify for.

SCHOLARSHIPS

There are various merit scholarships based on *specific performance* through competitive judging in areas such as student writing, art, speeches, projects, or special tests.

Athletic scholarships are given for talents in most sports and in activities such as cheerleading. Become knowledgeable of all rules and regulations concerning NCAA eligibility (information provided in booklet).

Other scholarship programs evaluate students' *past achievements* in areas such as academics, leadership, or community involvement.

There are programs that base awards on *past and current achievements* by evaluating your academic record and outside activities as well as performance in current competition.

Your life circumstances can make you eligible for scholarships as well. These factors might include your parents' (or your own) place of employment, your religious affiliation, your career goals, your race, your residence location, and many other considerations.

Current and future achievements in and desire for *military programs* such as the ROTC and the service academies may make you eligible.

Begin entering competitions early in your high school career. Early involvement will give you good experience.

Email for information on scholarships. That's the best way to get complete and accurate information.

Prepare well in advance of deadlines. If you are interested in writing or the arts, you may need to assemble a portfolio of your work. Science and mathematics projects often take a long period of time.

Keep a file of materials needed for applications such as paper, envelopes, and copies of recommendations you may have received from teachers or counselors, and essays you have written. You will find that many applications require similar information and materials, and you may be able to "recycle" pieces of one application into another.

Entering scholarship competitions is often less work than it may first appear to be. You may find that several contests will have similar requirements, and work prepared for one scholarship competition can be adapted for use in several others.

Many competitions are announced locally through the community and school. Make sure you read the daily announcements.

Kentucky Educational Excellence Scholarship (KEES)

Purpose

To enable high school students to earn scholarships for postsecondary study based on their annual GPA and highest ACT/SAT score. The scholarship contains renewal provisions for students who maintain the required cumulative GPA in postsecondary school.

Eligibility Criteria

- ❖ Be a Kentucky resident.
- ❖ Be enrolled in a Kentucky high school after July 1, 1998.
- ❖ Meet the curriculum requirements established by the Kentucky Council on Postsecondary Education.
- ❖ Achieve or exceed the required minimum grade point average (GPA) at the end of any academic year beginning after July 1, 1998.
- ❖ Not be a convicted felon.

Program Description

Effective July 1, 1998, high school students began to earn scholarship dollars (called the “base amount”) for each year in which they attain at least a 2.5 GPA. In addition, eligible students who achieve a composite score of 15 or higher on the ACT (or a 710 on the SAT) by the date of graduation from high school also receive a bonus award. Upon graduation, the base amount that a student has earned in each eligible year of high school is added to the bonus award to determine a total KEES award. Students are generally eligible to receive their scholarships for a maximum of eight academic terms in an undergraduate program.

The scholarship can be used at any participating accredited public or private institution in Kentucky, including community and technical colleges. Students who are pursuing a degree in a program of study not available in Kentucky may be able to use a KEES award to attend an out-of-state institution as designated by the Council on Postsecondary Education (CPE). For most programs of study, the scholarship must be used within five years of high school graduation. To receive the full amount, students must attend full time. Students attending at least half time but less than full time receive a proportionate amount; however, each academic term for which a scholarship is received will count as a full academic term even if the award amount is reduced.

Students enrolled full time receive the maximum award for the first award period. To retain the maximum award for the second year, students must have a cumulative 2.5 GPA. For subsequent award periods, students must maintain a cumulative GPA of 3.0 to retain the maximum award.

Data Collection

The Kentucky Department of Education (KDE) is responsible for collecting data from high schools. At the end of each academic year, KDE transmits to KHEAA a compiled list of all eligible high school students. KHEAA mails award notices to all graduating seniors and annual award notices to all other KEES-eligible high school students each summer.

Annual KEES Awards

Listed below are the base scholarship amounts for each GPA. High school students earn an award for each year they attain a 2.5 GPA or higher. For instance, a student who earns a 2.8 GPA for the freshman year, a 2.4 GPA for the sophomore year, a 3.0 GPA for the junior year, and a 3.2 GPA for the senior year will receive awards of \$200, \$0, \$250 and \$300 for a total base amount of \$750. That \$750 base award is available for each year of postsecondary study.

GPA	AMOUNT	GPA	AMOUNT
2.50	\$125.00	3.30	\$325.00
2.60	\$150.00	3.40	\$350.00
2.70	\$175.00	3.50	\$375.00
2.75	\$187.00	3.60	\$400.00
2.80	\$200.00	3.70	\$425.00
2.90	\$225.00	3.75	\$437.00
3.00	\$250.00	3.80	\$450.00
3.10	\$275.00	3.90	\$475.00
3.20	\$300.00	4.00	\$500.00
3.25	\$312.00		

Bonus Awards

Listed below are the bonus awards students may earn before high school graduation for an ACT score of 15 or higher. The bonus award is added to the base amount to derive a total award for each year of postsecondary study. Continuing the example from above, if a student who has earned a base award of \$750 scores 23 on the ACT, \$321 is added to \$750 for a total annual award of \$1,071, an amount that is available for each year of postsecondary study.

ACT Score	Bonus
15	\$36
16	\$71
17	\$107
18	\$143
19	\$179
20	\$214
21	\$250
22	\$286
23	\$321
24	\$357
25	\$393
26	\$428
27	\$464
28 or above	\$500

Six Warning Signs That Your Scholarship is a Scam

1. “The scholarship is guaranteed or your money back.”

No one can guarantee that they'll get you a grant or scholarship. Refund guarantees often have conditions or strings attached. Get refund policies in writing – before you pay.

2. “You can't get this information anywhere else.”

There are many free lists of scholarships. Check with your school or library before you decide to pay someone to do the work for you.

3. “May I have your credit card or bank account number to hold his scholarship?”

Don't give out your credit card or bank account number on the phone without getting information in writing first. It may be a setup for an unauthorized withdrawal.

4. “We'll do all the work.”

Don't be fooled. There's no way around it. You must apply for scholarships or grants yourself. Most require essays.

5. “The scholarship will cost some money.”

Don't pay anyone who claims to be “holding” a scholarship or grant for you. Free money shouldn't “cost” a thing.

6. “You've been selected” by a “national foundation” to receive a scholarship, or “you're a finalist” in a contest you never entered.

Before you send money to apply for a scholarship, check it out. Make sure the foundation or program is legitimate.

Call the Better Business Bureau at 502-583-6546 or 1-800-488-2222 for a reliability report.